

2012/13 AUSTRALIAN RACING

FACT BOOK



A GUIDE TO THE RACING INDUSTRY IN AUSTRALIA



CONTENTS



Photo Courtesy of Racing New South Wales - Castlereagh Grey Photo by Janian McMillan

COVER PHOTO CREDITS

Australian Turf Club
 Victoria Racing Club
 Racing Queensland
 Racing and Wagering Western Australia
 Thoroughbred Racing SA
 Tasracing
 Moonee Valley Racing Club
 Darwin Turf Club
 Slickpix
 Getty Images
 Greg Irvine

ARB Welcome	4	Australian Registrations	40-41
RISA Welcome	5	Australian Ownership & Syndication	42
Australian Thoroughbred Racing Structure	6-7	Sales	45
Racing	9	Australian Sales Results	46-48
Racing Statistics	10	Australian Imports & Exports	49
Racing Prizemoney	11	Industry Trends	51
Australian Stakes Races	12	Prizemoney Trends	53
Group & Listed Races	13	Australian Racing Trends	54
Group One Winners	14	Starting Trends	55
Prizemoney Earners	15	Classifications	57
Race Horse of the Year	17	Australian - New Zealand Classifications	58-61
Melbourne Cup	18	Wagering	63
Golden Slipper	20	Australian Thoroughbred Wagering Turnover	64-67
Leading Trainers & Jockeys in Australia	22-23	Other Forms of Gambling	68
Course Records around Australian States	24-26	Gambling Turnover	69
Breeding	29	International	71
Breeding Statistics	30	International Racing	72-75
Breeding Distribution in Australia	32-33	Directory	77
Australia's Leading Sires	34-37	Australian Directory	78-86
Registrations	39	International Directory	88-93

ARB WELCOME



Welcome to the 14th edition of the Australian Racing Board Fact Book.

We are again proud to present with RISA the essential guide to the Australian Thoroughbred racing and breeding industry. The ARB greatly values the role of RISA in providing the industry with world's best practice information and technology services.

The Fact Book is amongst the most comprehensive publications of key results and statistics for any racing industry in the world. It showcases the breadth and scale of our industry across the vast Australian continent.

Racing is conducted on a massive scale in Australia, second only to the United States. There are 389 race clubs, 367 racetracks, 19,626 races, 989 jockeys, 3,891 trainers and 95,971 owners all of which go to employ over 200,000 people.

We have everything. From annual picnic races to sand tracks in the outback to the glamorous carnivals in major capital cities supported by over 2 million Australians who attend at least one race meeting in a year.

The diversity and participatory nature of the Australian industry is its greatest strength. It means that hundreds of communities across this great country support racing. It is a remarkably democratic industry with an entry point affordable for everybody.

The 2012-13 fact book reveals that the Australian breeding and racing industry is growing across the board with increases in prizemoney, infrastructure spending and wagering turnover.

Amongst our greatest challenges is the need to grow racecourse attendance beyond feature days and carnivals. This demands imaginative and innovative marketing and promotion from Principal Racing Authorities right through to Race Clubs in a way that excites the interest of a new generation of race-goers.

I believe that the Australian Racing product is as good as anywhere in the world as vast improvements have been made to racetrack surfaces, racecourse facilities, rider safety, animal welfare and returns to industry participants.

However, racing is in a highly competitive environment with other recreational, hospitality, entertainment and gambling industries and must continually strive to improve every aspect of its performance for both participant and customer alike.

The Fact Book attests to the strength of the Australian racing industry but it also is a measure against which we can improve year on year.

I trust you will find the 2012-13 Racing Fact Book of material benefit.



Peter McGauran
Chief Executive Officer
Australian Racing Board Limited

FROM THE PUBLISHER



On behalf of Racing Information Services Australia (RISA) I am delighted to welcome you to the 2013 Australian Racing Fact Book – A Guide to the Racing Industry in Australia.

This edition marks the second year that RISA has been appointed by the Australian Racing Board (ARB) to compile and manage this important industry publication on the ARB's behalf.

Following the successful transition from print to online last year, this edition has once again been compiled for online publication only.

While the Racing Material content included this year has remained relatively consistent to enable historical comparison and analysis, this year's design has been developed by the RISA team to be more contemporary and representative of the vibrant nature of the Thoroughbred Racing Industry nationally.

In addition to that generated by RISA, the information contained within this book is aggregated from multiple sources including Principal, Race Clubs, Wagering Operators, Breeders, Sales Agents and Government Agencies Racing Authorities. To each and everyone involved in this process, we extend our gratitude.

RISA's capacity to provide full compilation and publication services as is the case for this 2013 Australian Racing Fact Book is consistent with RISA's strategy to diversify our operations beyond our traditional services and revenue streams. Continuing to distribute a percentage of RISA's profits back to our industry via non-repayable grants is fundamental and the expansion of our Digital Publishing Services is core to this strategy.

During the last twelve months RISA and the ARB have proudly collaborated further with RISA completing the redesign, development, launch and ongoing hosting of the ARB's two key website assets namely www.australianracingboard.com.au and www.racingjobs.com.au. We continue to leverage our digital publishing expertise in the creation of services and solutions across the thoroughbred racing industry and beyond the ARB websites to a number of other websites and publishing projects.

I trust that you once again find this important industry publication a useful source of timely industry information to assist with your analysis of the Thoroughbred Racing Industry.



Myles Foreman
Chief Executive Officer
Racing Information Services Australia Pty Ltd (RISA)

AUSTRALIAN THOROUGHBRED

AUSTRALIAN RULES OF RACING

The Australian Racing Board is the only authority which is empowered to set and amend the Australian Rules of Racing which for more than a century have provided common practices, conditions and integrity standards for thoroughbred racing throughout Australia.

The individual State and Territory Principal Racing Authorities (PRAs) may make Local Rules for specific local conditions provided that they are not inconsistent with the principles established by the Australian Rules of Racing.

Broadly described, there are nine parts to the Australian Rules of Racing:

I. INTERPRETATION

II. STEWARDS

(Providing for the appointment, functions and powers of the Stewards)

III. REGISTRATION

(Providing for the registration of race clubs and race meetings and the appointment, functions and powers of the Registrar of Racehorses)

IV. RACE MEETINGS

(Providing uniform conditions for the conduct of race meetings including nominations and acceptances, stakes and forfeits, weight penalties and allowances, scratching, weighing out and weighing in, starting, running, judging and protests)

V. LICENSING

(Providing for the licensing of jockeys, apprentice jockeys, amateur riders and trainers, their movement between States and outside Australia, apprentices allowances, rider safety)

VI. SYNDICATES

(Regulating the formation, conduct and termination of racing syndicates)

VII. OFFENCES

(Proscribing dishonest, corrupt, fraudulent, improper or dishonourable actions or practices in connection with racing, including setting out the regime relating to prohibited substances)

VIII. PENALTIES

(Providing the penalties of fines, suspension, disqualification, warning off)

IX. CONSTITUTIONAL

(Providing the structure, powers and functions of the Australian Racing Board)

The major benefits of the Australian Rules have been:

(I) FREE TRAFFIC BETWEEN STATES.

Uniform rules allow horses, trainers and jockeys to move freely between States.

(II) MUTUAL RECOGNITION OF DISCIPLINARY AND PROTECTIVE ACTION.

The Australian Rules provide a disciplinary code that has been tested to the level of the Privy Council, and allow mutual recognition of disciplinary and protective actions across the Commonwealth and internationally.

(III) INTERNATIONAL

Racing and wagering are globalising rapidly. The Australian Rules are recognised by international racing authorities and wagering operators.

PRINCIPAL RACING AUTHORITIES

The Australian Racing Board's membership consists of the six State and two Territory racing authorities, which are recognised by the Australian Rules as Principal Racing Authorities.

The Principal Racing Authorities in each State and Territory are as follows:

New South Wales	Racing NSW
Victoria	Racing Victoria Limited
Queensland	Racing Queensland
Western Australia	Racing & Wagering Western Australia
South Australia	Thoroughbred Racing S.A. Limited
Northern Territory	Thoroughbred Racing NT
Tasmania	Tasracing Pty Ltd
Australian Capital Territory	Canberra Racing Club Inc.

In discharging its responsibility for the control and supervision of thoroughbred racing in its State or Territory each of these bodies has such functions as:

- Registering and supervising race clubs
- Licensing trainers, jockeys, bookmakers, bookmakers' clerks and other industry participants
- Handicapping
- Industry Marketing
- Industry Publications
- Administration of industry funding
- Appointing Stewards' panels to apply the Rules of Racing
- Industry strategic planning

MAJOR RACING ASSOCIATIONS

Major Racing Associations are bodies that represent a number of race clubs within a specific a region, usually a group of non-metropolitan race clubs within a State. The Major Racing Associations in each State and Territory are as follows:

New South Wales	Provincial Racing Association of NSW Racing NSW Country Racing Victoria Inc
Victoria	Country Racing Victoria Inc
Queensland	Queensland Country Racing Committee
Western Australia	W A Provincial Racing Association Country Racing Association of WA
South Australia	South Australian Racing Clubs Council

The roles of these bodies include:

- To provide collective representation on behalf of race clubs to Principal Racing Authorities
- Encourage participation and provide benefits from racing for members, owners, on-course and off-course customers, and industry participants within their jurisdiction
- Develop relationships with other industry bodies
- Maintaining and enhance racing and training facilities
- Maintaining and enhance customer service and facilities

RACING STRUCTURE

MAJOR RACE CLUBS

Australia has 389 race Clubs, The Major Race Clubs in each State and Territory are as follows:

State	Club	Racetrack(s)
Victoria	Victoria Racing Club	Flemington
	Melbourne Racing Club	Caulfield
		Sandown
		Mornington
	Moonee Valley Race Club	Moonee Valley
	New South Wales	Australian Turf Club
		Rosehill
		Canterbury
		Warwick Farm
Queensland	Brisbane Racing Club	Eagle Farm
		Doomben
South Australia	South Australian Jockey Club	Morphettville
Western Australia	Western Australian Turf Club	Ascot
		Belmont Park
Tasmania	Tasmanian Racing Club	Hobart (Elwick)
	Tasmanian Turf Club	Launceston (Mowbray)
ACT	Canberra Racing Club	Canberra
Northern Territory	Darwin Turf Club	Fannie Bay

Race Club roles and responsibilities include:

- Conducting race meetings
- Club promotion & events
- Club membership
- Management of club wagering and gaming products
- Manage club revenues, costs and assets
- Race programming
- Carnival/Feature race day strategy & development
- Corporate entertainment
- Race sponsorship
- Catering
- Provide training facilities
- Maintain grounds & facilities

INDUSTRY BODIES AND ASSOCIATIONS

There are a number of bodies in Australia that represent the interests of different stakeholders within the racing and breeding industry. Some of these bodies have State branches that represent a smaller membership and provide delegates to a national body.

National Industry Bodies and Associations are as follows:

Thoroughbred Breeders Australia
 Aushorse Ltd
 Australian Thoroughbred Racehorse Owners Council
 Australian Trainers Association
 Australian Jockeys Association
 Australian Bookmakers Association
 Equine Veterinary Association
 Federation of Bloodstock Agents Australia Limited

The roles and responsibilities of Industry Bodies and Associations include:

- Representing members at a State and national level
- Represent the interests of members with Federal & State Governments
- Liaising with other organisations on behalf of members
- Industry marketing and promotion

NATIONAL INDUSTRY SERVICES PROVIDER

About Racing Information Services Australia (RISA)

RISA is the official thoroughbred racing industry organisation in Australia responsible for the compilation of racing materials and a leading provider of racing industry services. This includes the compilation, dissemination and commercialisation of race fields and form and the maintenance of race results.

RISA is currently project managing the development and management of the 'Single National System', a three year project heralding an unparalleled and unique opportunity for the industry to consolidate its many technology platforms onto one system. This will create opportunities for greater efficiencies, removal of duplications in infrastructure in each State & Territory and substantive benefits for industry participants in many of their core interactions including but not limited to licensing, stakes payments, horse registration and bonus scheme administration.

RISA's core services to name a selection include:

- The Registrar of Racehorses which is responsible annually for the naming and registration of on average 13,000 thoroughbred racehorses nationally
- The RISA Service Centre (phone) and Stable Assist (online) used by trainers nationally (except for Western Australia) for the compilation of the race fields via the nomination; acceptances, scratching and stable return process
- RISA Materials which distributes over 1 million racing material files annually including fields and form, jockeys silks & calendars
- Fully interactive online services including risa.com.au and an accompanying mSite which provide access to expansive race fields, race form, race results, & statistics, averaging over 5.5 million page views per month

Complimenting these core responsibilities, RISA proudly offers a suite of integrated industry centric products and services which aim to attract and retain industry participants while driving efficiencies and reducing the cost of business processes.

Principal Racing Authorities, race clubs, owners, trainers, breeders, jockeys, media, wagering operators and punters Australia wide benefit from RISA's expertise in combining racing materials with digital publishing and technical expertise. These include:

- Innovative content and design of print and online on course race books, wall charts and newspaper form guides to ensure they are engaging and informative for both the casual and regular racegoer
- Fully hosted websites and integrated private label racing material publications which are customisable & searchable
- RISA Connect - an online high functionality, low cost communications system for broadcasting messages including SMS, Email &, Voice which integrates with industry databases to make communication to industry participants seamless. On average, the Thoroughbred Racing Industry uses RISA Connect to send over 1.7 million messages per year

To learn more about RISA, [click here](#).

RACING




Photo Courtesy of Victoria Racing Club - Getty Images

RACING STATISTICS

TABLE 1. AUSTRALIAN RACING STATISTICS, STATE BY STATE 2012/13

	NSW	VIC	QLD	SA	WA	TAS	NT	ACT	Australia
Clubs	127	69	121	25	36	4	5	2	389
Tracks	120	68	106	24	36	6	5	2	367
Race Meetings	759	566	736	202	295	78	79	27	2,742
Flat Races	5,420	4,358	4,801	1,449	2,263	622	436	185	19,534
Jumping Races	0	70	0	22	0	0	0	0	92
Total Races	5,420	4,428	4,801	1,471	2,263	622	436	185	19,626
Flat Horses	9,849	8,855	7,336	2,935	4,053	1,065	662	1,022	30,371
Jumping Horses	0	189	0	81	0	0	0	0	217
TOTAL HORSES #	9,849	9,044	7,336	3,016	4,053	1,065	662	1,022	30,489
Flat Starters	54,447	42,561	42,116	13,693	23,450	5,905	3,459	1,985	187,616
Jumping Starters	0	160	0	550	0	0	0	0	710
TOTAL STARTERS	54,447	42,721	42,116	14,243	23,450	5,905	3,459	1,985	188,326
Prizemoney	\$149,057,063	\$159,251,661	\$79,993,070	\$29,788,700	\$50,494,580	\$9,872,900	\$6,683,100	\$3,568,000	\$488,709,074
Incentive Scheme Payouts (\$)	\$10,773,224	\$6,185,550	\$5,617,706	\$1,463,600	\$4,683,253	\$309,361	\$310,000	\$225,000	\$29,567,694
Other Returns to Owners	\$15,471,276	\$15,900,000	\$25,614,185	\$1,853,330	\$5,071,435	\$1,830,509	\$826,980	\$47,915	\$66,615,630
Subtotal Returns to Owners (+)	\$175,301,563	\$181,337,211	\$110,612,878	\$33,105,630	\$60,249,268	\$12,012,770	\$7,787,080	\$3,302,305	\$583,708,705
Fees Paid By Owners (-)	\$5,691,200	\$9,791,475	\$8,528,348	\$2,033,950	\$2,294,175	\$763,587	\$903,688	\$202,173	\$30,208,596
TOTAL RETURNS TO OWNERS	\$169,610,363	\$171,545,736	\$102,084,530	\$31,071,680	\$57,955,093	\$11,249,183	\$6,883,392	\$3,100,132	\$553,500,109
Bookmakers	169	178	75	11	N/A	N/A	38	7	
Trainers	1,019	914	885	304	611	111	47	*	3,891
Jockeys	136	133	174	41	55	23	23	*	585
Apprentice Jockeys	95	42	65	21	45	11	8	*	287
Amateur Jockeys	29	36	15	0	37	0	0	*	117
TOTAL RIDERS	260	211	254	62	137	34	31	*	989

*ACT Jockeys were counted in NSW

The Total Australian Horses figure does not include horses that started in more than 1 state.

Other Returns to Owners include starters rebates, appearance fees, float rebates, fess paid on behalf of owners etc. Fees paid by owners include, nominations, acceptances, bonus scheme registration

TABLE 2. STATISTICS BY TAB COVERAGE, STATE BY STATE 2012/13

	NSW	VIC	QLD	SA	WA	TAS	NT	ACT	Australia
TAB Meeting	622	508	445	190	271	78	77	27	2,218
Non TAB Meeting	137	58	291	12	24	0	2	0	524
TAB Races	4,521	3,999	3,152	1,430	1,962	628	426	205	16,323
Non TAB Races	752	355	1,514	68	149	0	11	0	2,849
TAB Starts	48,575	40,838	30,673	13,383	22,605	5,905	3,380	1,985	167,344
Non TAB Starts	5,872	2,273	11,443	470	845	0	79	0	20,982

Additional Racing information and Statistics can be sourced from RISA www.risa.com.au

RACING PRIZEMONEY

CHART 1. PRIZEMONEY VS RACES 1994/95 – 2012/13

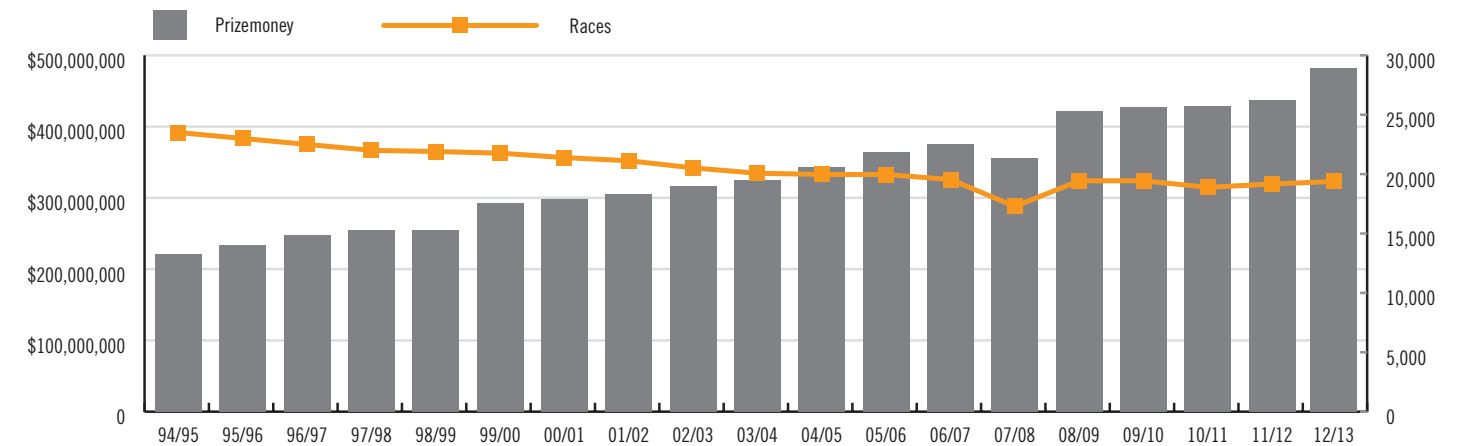
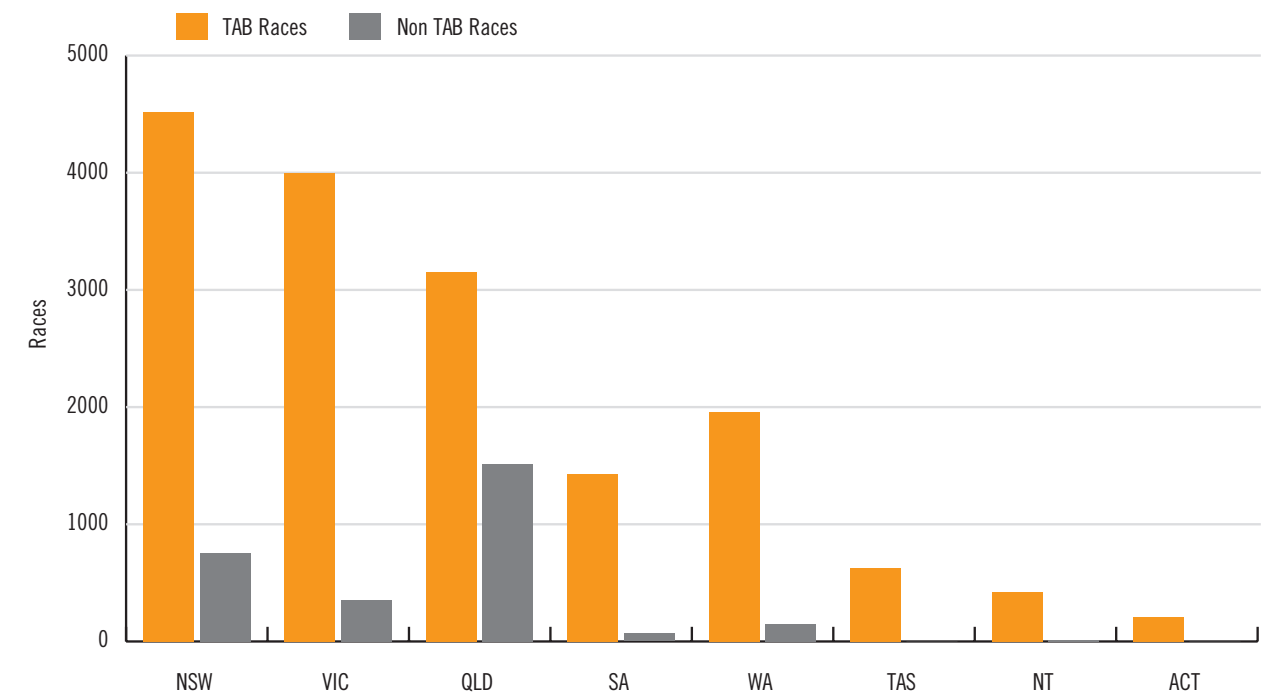


TABLE 3. PRIZEMONEY & INCENTIVE PAYMENTS IN AUSTRALIA 1993/94 – 2012/13

Season	Prizemoney	% Change	Incentive Scheme Payouts	% Change	Season	Prizemoney	% Change	Incentive Scheme Payouts	% Change
2012/13	\$488,709,074	12.25%	\$29,567,694	6.92%	2002/03	\$315,933,356	3.49%	\$15,539,310	20.86%
2011/12	\$435,385,165	1.64%	\$27,653,332	2.05%	2001/02	\$305,293,254	2.24%	\$12,857,434	0.84%
2010/11	\$428,339,959	1.00%	\$27,097,630	4.83%	2000/01	\$298,592,625	1.95%	\$12,750,456	3.11%
2009/10	\$427,245,771	1.46%	\$25,848,180	7.17%	1999/00	\$292,869,666	7.18%	\$12,365,670	6.95%
2008/09	\$421,095,890	18.60%	\$24,118,081	26.19%	1998/99	\$254,881,377	7.21%	\$10,578,296	9.30%
2007/08	\$355,043,530	-5.45%	\$19,112,670	5.11%	1997/98	\$254,881,377	3.18%	\$10,578,296	12.61%
2006/07	\$375,512,579	2.97%	\$18,183,678	-6.16%	1996/97	\$247,036,322	5.56%	\$9,393,801	57.82%
2005/06	\$364,681,731	6.15%	\$19,378,075	5.04%	1995/96	\$234,020,189	6.13%	\$5,952,192	191.51%
2004/05	\$343,550,700	5.84%	\$18,448,469	-5.86%	1994/95	\$220,497,827	9.61%	\$2,041,822	11.91%
2003/04	\$324,586,453	2.74%	\$19,597,042	26.11%	1993/94	\$201,174,190	1.88%	\$1,824,444	20.54%

Additional Racing information and Statistics can be sourced from RISA www.risa.com.au

CHART 2. TAB RACES VS NON - TAB RACES 2012/13



AUSTRALIAN STAKES RACES

TABLE 4. TOP 50 RACES 2012/13 (BY PRIZEMONEY)

Date	Race	Venue	Dist.(m)	Group	Value	1st	
1	06/11/12	Emirates Melbourne Cup	Flemington	3,200	Group 1	\$6,000,000	\$3,600,000
2	06/04/13	Tooheys New Golden Slipper	Rosehill Gardens	1,200	Group 1	\$3,500,000	\$2,000,000
3	27/10/12	Sportingbet Cox Plate	Moonee Valley	2,040	Group 1	\$3,000,000	\$1,800,000
4	20/10/12	BMW Caulfield Cup	Caulfield	2,400	Group 1	\$2,500,000	\$1,500,000
5	06/04/13	The BMW	Rosehill Gardens	2,400	Group 1	\$2,250,000	\$1,230,000
6	20/04/13	BMW Doncaster Mile	Royal Randwick	1,600	Group 1	\$2,000,000	\$1,200,000
7	12/01/13	\$2 Million Jeep Magic Millions 2YO Classic	Gold Coast	1,200		\$1,640,000	\$1,140,000
8	13/04/13	David Jones Australian Derby	Royal Randwick	2,400	Group 1	\$1,500,000	\$900,000
9	03/11/12	AAMI Victoria Derby	Flemington	2,500	Group 1	\$1,500,000	\$900,000
10	08/06/13	AAMI Stradbroke Handicap	Eagle Farm	1,400	Group 1	\$1,360,000	\$1,000,000
11	13/04/13	Darley TJ Smith Stakes	Royal Randwick	1,200	Group 1	\$1,000,000	\$600,000
12	10/11/12	Emirates Stakes	Flemington	1,600	Group 1	\$1,000,000	\$600,000
13	10/11/12	Patinack Farm Classic	Flemington	1,200	Group 1	\$1,000,000	\$600,000
14	09/03/13	Darley Australian Cup	Flemington	2,000	Group 1	\$1,000,000	\$600,000
15	03/11/12	Longines Mackinnon Stakes	Flemington	2,000	Group 1	\$1,000,000	\$600,000
16	23/02/13	Patinack Farm Blue Diamond Stakes	Caulfield	1,200	Group 1	\$1,000,000	\$600,000
17	13/10/12	BECK Caulfield Guineas	Caulfield	1,600	Group 1	\$1,000,000	\$600,000
18	09/03/13	Lexus Newmarket Handicap	Flemington	1,200	Group 1	\$1,000,000	\$600,000
19	08/11/12	Crown Oaks	Flemington	2,500	Group 1	\$1,000,000	\$600,000
20	15/09/12	De Bortoli Wines Golden Rose	Rosehill Gardens	1,400	Group 1	\$1,000,000	\$600,000
21	24/11/12	Carlton Draught-Railway Stakes	Ascot	1,600	Group 1	\$1,000,000	\$612,500
22	12/01/13	\$1 Million Gold Coast Magic Millions 3YO Guineas	Gold Coast	1,400		\$820,000	\$570,000
23	26/10/12	Sportingbet Manikato Stakes	Moonee Valley	1,200	Group 1	\$750,000	\$450,000
24	25/05/13	Carlton Mid Doomben 10000	Doomben	1,350	Group 1	\$650,000	\$416,000
25	23/03/13	Coolmore Classic	Rosehill Gardens	1,500	Group 1	\$600,000	\$360,000
26	20/04/13	Patinack Farm Australian Oaks	Royal Randwick	2,400	Group 1	\$550,000	\$330,000
27	08/12/12	Tabtouch.Mobi-Kingston Town Classic	Ascot	1,800	Group 1	\$500,000	\$300,000
28	03/11/12	Myer Classic	Flemington	1,600	Group 1	\$500,000	\$300,000
29	18/05/13	Kirks Doomben Cup	Doomben	2,000	Group 1	\$500,000	\$320,000
30	06/04/13	Ausdrill-Karrakatta Plate	Ascot	1,200	Group 2	\$500,000	\$300,000
31	08/06/13	Patinack Farm J.J. Atkins	Eagle Farm	1,600	Group 1	\$500,000	\$320,000
32	02/03/13	Australian Guineas	Flemington	1,600	Group 1	\$500,000	\$300,000
33	30/03/13	M.J. Bale Rosehill Guineas	Rosehill Gardens	2,000	Group 1	\$500,000	\$300,000
34	06/10/12	Turnbull Stakes	Flemington	2,000	Group 1	\$500,000	\$300,000
35	06/10/12	The Star Epsom	Royal Randwick	1,600	Group 1	\$500,000	\$300,000
36	08/06/13	Channel Seven Queensland Derby	Eagle Farm	2,400	Group 1	\$500,000	\$320,000
37	18/05/13	Inglis 3YO Guineas	Scone	1,400		\$500,000	\$300,000
38	27/04/13	Schweppes Sydney Cup	Royal Randwick	3,200	Group 1	\$500,000	\$300,000
39	13/04/13	Inglis Sires Produce Stakes	Royal Randwick	1,400	Group 1	\$500,000	\$300,000
40	24/11/12	Crown Perth-Winterbottom Stakes	Ascot	1,200	Group 1	\$500,000	\$300,000
41	03/11/12	Coolmore Stud Stakes	Flemington	1,200	Group 1	\$500,000	\$300,000
42	11/05/13	The Distinctive Homes Goodwood	Morphettville	1,200	Group 1	\$500,000	\$320,000
43	23/02/13	Cathay Pacific Futurity Stakes	Caulfield	1,400	Group 1	\$500,000	\$300,000
44	17/10/12	Schweppes Thousand Guineas	Caulfield	1,600	Group 1	\$500,000	\$300,000
45	22/06/13	Sky Racing Tattersall's Tiara	Eagle Farm	1,400	Group 1	\$500,000	\$320,000
46	16/03/13	Hyland Race Colours Royal Randwick Guineas	Warwick Farm	1,600	Group 1	\$500,000	\$300,000
47	27/04/13	Santos Coffee Queen Elizabeth Stakes	Royal Randwick	2,000	Group 1	\$500,000	\$300,000
48	04/05/13	Centrebet South Australian Derby	Morphettville	2,500	Group 1	\$500,000	\$320,000
49	16/02/13	Black Caviar Lightning	Flemington	1,000	Group 1	\$500,000	\$300,000
50	01/01/13	Golden River Developments-Perth Cup	Ascot	2,400	Group 2	\$500,000	\$300,000

GROUP & LISTED RACES

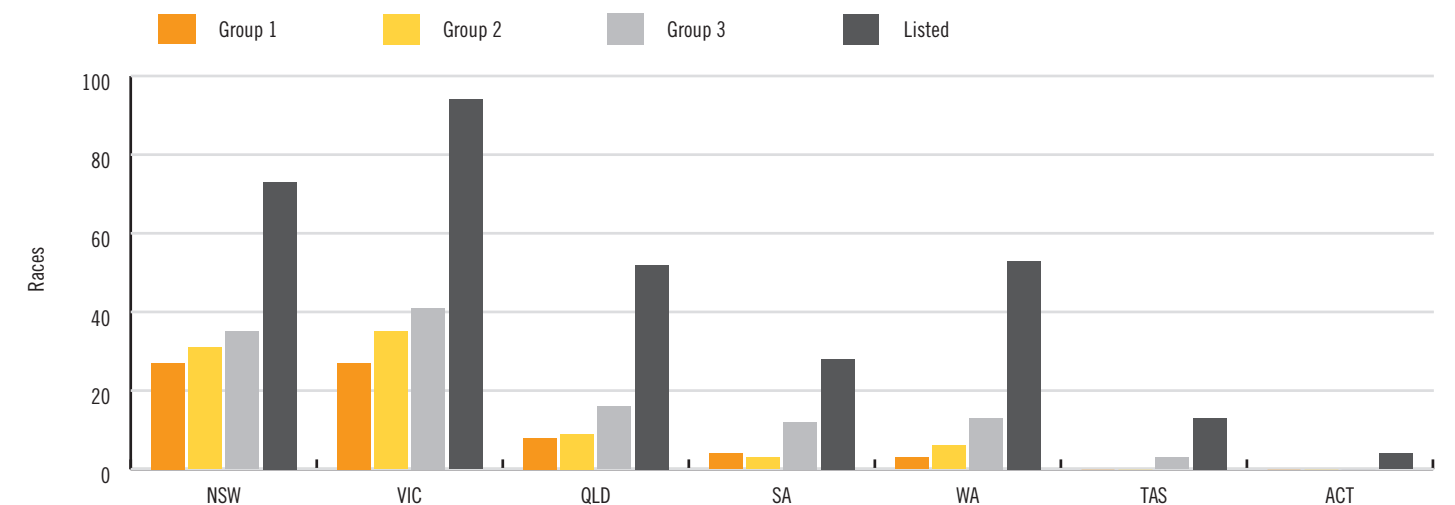
TABLE 5. AUSTRALIAN GROUP & LISTED STATISTICS 2012/13

	NSW	VIC	QLD	SA	WA	TAS	ACT	Australia
Group 1	27	27	8	4	3	0	0	69
Group 1 P\$	\$20,400,000	\$28,050,000	\$4,810,000	\$1,800,000	\$2,000,000	\$ -	\$ -	\$57,060,000
Group 2	31	35	9	3	6	0	0	84
Group 2 P\$	\$8,170,000	\$8,170,000	\$2,000,000	\$825,000	\$2,075,000	\$ -	\$ -	\$21,240,000
Group 3	35	41	16	12	13	3	0	120
Group 3 P\$	\$4,790,000	\$6,825,000	\$2,330,000	\$1,415,000	\$1,900,000	\$600,000	\$ -	\$17,860,000
Listed	73	94	52	28	53	13	4	317
Listed P\$	\$8,265,000	\$12,320,000	\$5,525,000	\$2,300,000	\$4,485,000	\$1,250,000	\$650,000	\$34,795,000
G & L Races	166	197	85	47	75	16	4	590
G & L P\$	\$41,625,000	\$55,365,000	\$14,665,000	\$6,340,000	\$10,460,000	\$1,850,000	\$650,000	\$130,955,000

TABLE 6. AUSTRALIAN GROUP & LISTED STATISTICS 2005/06 – 2012/13

	2005/06	2006/07	2007/08	2008/09	2009/10	2010/11	2011/12	2012/13
Group 1 Races	66	67	62	67	68	68	68	69
Group 2 Races	80	78	73	83	85	85	84	84
Group 3 Races	111	114	94	110	112	116	120	120
Listed Races	285	279	266	282	289	291	303	317
Black Type Races	542	538	495	542	554	560	575	590
Group Race \$P	\$85,430,035	\$87,982,890	\$81,994,035	\$89,814,585	\$87,102,000	\$92,710,000	\$93,060,000	\$96,160,000
Listed Race \$P	\$26,442,665	\$25,869,805	\$25,798,975	\$29,164,355	\$29,925,000	\$31,181,500	\$32,150,000	\$34,795,000
Total Black Type	\$111,872,700	\$113,852,695	\$107,793,010	\$118,978,940	\$117,027,000	\$123,891,500	\$125,210,000	\$130,955,000

CHART 3. BLACK TYPE RACES BY STATE



GROUP ONE WINNERS

TABLE 7. GROUP 1 WINNERS 2012/13

Date	Horse	Kg	Jockey	Trainer	Race Name	Track	Dist. (m)
15/09/12	Epaulette	57	T Berry	P Snowden	GOLDEN ROSE	RHIL	1,400
22/09/12	Ocean Park (NZ)	58	G Boss	G Hennessy	UNDERWOOD STAKES	CAUL	1,800
22/09/12	Shoot Out	59	H Bowman	C Waller	GEORGE MAIN STAKES	RAND	1,600
30/09/12	Moment of Change	53	L Nolen	P Moody	SIR RUPERT CLARKE STAKES	CAUL	1,400
06/10/12	Green Moon (IRE)	56	C Williams	R Hickmott	TURNBULL STAKES	FLEM	2,000
06/10/12	Fat Al	52	T Berry	G Waterhouse	EPSOM HCP	RAND	1,600
06/10/12	Norzita (NZ)	56	H Bowman	B Cummings	FLIGHT STKS	RAND	1,600
06/10/12	It's a Dundeel (NZ)	57	J B McDonald	M Baker	SPRING CHAMPION	RAND	2,000
06/10/12	Glencadam Gold (IRE)	53	T Berry	G Waterhouse	THE METROP	RAND	2,400
13/10/12	Solzhenitsyn (NZ)	52	C Brown	R Heathcote	TOORAK HANDICAP	CAUL	1,600
13/10/12	All Too Hard	57	D Dunn	Michael, Wayne & John Hawkes	BECK CAULFIELD GUINEAS	CAUL	1,600
13/10/12	Ocean Park (NZ)	58	G Boss	G Hennessy	CAULFIELD STAKES	CAUL	2,000
17/10/12	Commanding Jewel	56	D Oliver	L Corstens	THOUSAND GUINEAS	CAUL	1,600
20/10/12	Dunaden (FR)	58	C Williams	M Delzangles	BMW CAULFIELD CUP	CAUL	2,400
26/10/12	Sea Siren	57	J Cassidy	J O'Shea	SPORTINGBET MANIKATO STKS	M V	1,200
27/10/12	Ocean Park (NZ)	58	G Boss	G Hennessy	SPORTINGBET COX PLATE	M V	2,040
03/11/12	Nechita	55	C Reith	J Thompson	COOLMORE STUD STAKES	FLEM	1,200
03/11/12	Alcopop	59	C Williams	J Stephens	LONGINES MACKINNON STAKES	FLEM	2,000
03/11/12	Appearance	57	M Rodd	G Walter	MYER CLASSIC	FLEM	1,600
03/11/12	Fiveandahalfstar	56	D Oliver	A Cummings	AAMI VICTORIA DERBY	FLEM	2,500
06/11/12	Green Moon (IRE)	55	B Prebble	R Hickmott	EMIRATES MELBOURNE CUP	FLEM	3,200
08/11/12	Dear Demi	56	J Cassidy	C Conners	CROWN OAKS	FLEM	2,500
10/11/12	Happy Trails	58	D Oliver	P Beshara	EMIRATES STAKES	FLEM	1,600
10/11/12	Mental	59	K McEvoy	P Snowden	PATINACK FARM CLASSIC	FLEM	1,200
24/11/12	Barakey	59	J J Brown	J Taylor	WINTERBOTTOM STAKES	ASCT	1,200
24/11/12	Mr Moet	54	D J Staeck	A Durrant	RAILWAY STAKES	ASCT	1,600
08/12/12	Luckygray	59	S L O'Donnell	G Poletti	KINGSTON TOWN CLASSIC	ASCT	1,800
09/02/13	All Too Hard	56	D Dunn	Michael, Wayne & John Hawkes	C.F. ORR STAKES	CAUL	1,400
16/02/13	Black Caviar	57	L Nolen	P Moody	BLACK CAVIAR LIGHTNING	FLEM	1,000
23/02/13	Miracles of Life	55	L Stojakovic	D Clarcken	BLUE DIAMOND STKS	CAUL	1,200
23/02/13	Mrs Onassis	53	K McEvoy	G Ryan	OAKLEIGH PLATE	CAUL	1,100
23/02/13	All Too Hard	56	D Dunn	Michael, Wayne & John Hawkes	FUTURITY STKS	CAUL	1,400
02/03/13	Ferlax (NZ)	57	S Baster	J Conlan	AUSTRALIAN GUINEAS	FLEM	1,600
09/03/13	Shamexpress (NZ)	52	C Newitt	D O'Brien	LEXUS NEWMARKET HANDICAP	FLEM	1,200
09/03/13	Super Cool	55	M Rodd	M Kavanagh	DARLEY AUSTRALIAN CUP	FLEM	2,000
09/03/13	Shoot Out	59	H Bowman	C Waller	CHIPPING NORTON	W FM	1,600
16/03/13	It's a Dundeel (NZ)	57	J B McDonald	M Baker	RANDWICK GUINEAS	W FM	1,600
22/03/13	Black Caviar	57	L Nolen	P Moody	WILLIAM REID STAKES	M V	1,200
23/03/13	Foreteller (GB)	59	J Cassidy	C Waller	RANVET STAKES	RHIL	2,000
23/03/13	Pierro	56	J Cassidy	G Waterhouse	CANTERBURY STKS	RHIL	1,300
23/03/13	Appearance	55	B Shinn	G Walter	COOLMORE CLASSIC	RHIL	1,500
30/03/13	Bel Sprinter	54	K McEvoy	J Warren	THE GALAXY	RHIL	1,100
30/03/13	It's a Dundeel (NZ)	57	J B McDonald	M Baker	ROSEHILL GUINEAS	RHIL	2,000
06/04/13	Overreach	55	T Berry	G Waterhouse	GOLDEN SLIPPER	RHIL	1,200
06/04/13	Fiveandahalfstar	55	H Bowman	A Cummings	THE BMW	RHIL	2,400
06/04/13	Appearance	57	K McEvoy	G Walter	QUEEN OF THE TURF	RHIL	1,500
06/04/13	Norzita (NZ)	56	H Bowman	B Cummings	VINERY STUD STKS	RHIL	2,000
06/04/13	Pierro	57	N Rawiller	G Waterhouse	GEORGE RYDER STKS	RHIL	1,500
13/04/13	It's a Dundeel (NZ)	57	J B McDonald	M Baker	ATC AUST DERBY	RAND	2,400
13/04/13	Guelph	55	K McEvoy	P Snowden	SIRES PRODUCE STKS	RAND	1,400
13/04/13	Black Caviar	57	L Nolen	P Moody	T J SMITH STKS	RAND	1,200
20/04/13	Royal Descent	56	N Rawiller	C Waller	ATC AUST OAKS	RAND	2,400
20/04/13	Sacred Falls (NZ)	53	T Berry	C Waller	DONCASTER HCP	RAND	1,600
27/04/13	Platelet	57	B J Melham	D Weir	SPORTINGBET CLASSIC	MORP	1,200
27/04/13	All Too Hard	57	D Dunn	Michael, Wayne & John Hawkes	ALL AGED STKS	RAND	1,400
27/04/13	Reliable Man (GB)	59	H Bowman	C Waller	QUEEN ELIZABETH STKS	RAND	2,000
27/04/13	Maybe Discreet	56	D Tourneur	P Stokes	SCHWEPPE OAKS	MORP	2,000
27/04/13	Mourayan (IRE)	58	H Bowman	R Hickmott	SYDNEY CUP	RAND	3,200
27/04/13	Guelph	55	K McEvoy	P Snowden	CHAMPAGNE STKS	RAND	1,600
04/05/13	Escado	57	B J Melham	M Laurie	SA DERBY	MORP	2,500
11/05/13	Platelet	57	B J Melham	D Weir	THE GOODWOOD	MORP	1,200
11/05/13	Your Song	57	P Robl	A Cummings	BTC CUP	E FM	1,200
18/05/13	Beaten Up (GB)	59	L G Innes	C Waller	DOOMBEN CUP	DOOM	2,000
25/05/13	Epaulette	57	K McEvoy	P Snowden	DOOMBEN 10,000	DOOM	1,350
01/06/13	Gondokoro (NZ)	57	R McLeod	P Carey	QUEENSLAND OAKS	E FM	2,400
08/06/13	Hawkspur	57	J Cassidy	C Waller	QUEENSLAND DERBY	E FM	2,400
08/06/13	Romantic Touch	57	N Rawiller	G Waterhouse	J.J. ATKINS	E FM	1,600
08/06/13	Linton	55	N Hall	J Sadler	STRADBROKE HCP	E FM	1,400
22/06/13	Red Tracer	57	N Rawiller	C Waller	TATT'S TIARA	E FM	1,400

PRIZEMONEY EARNERS

TABLE 8. TOP 10 HORSES EARNING IN EXCESS OF 1 MILLION DOLLARS IN AUSTRALIAN RACES DURING 2012/13



Green Moon (IRE) \$4,127,000



Fiveandahalfstar \$2,545,080



Ocean Park (NZ) \$2,370,000



Overreach \$2,311,600



It's a Dundeel (NZ) \$2,059,480



All Too Hard \$1,852,500



Pierro \$1,577,000



Dunaden (FR) \$1,500,000



Epaulette \$1,427,500



Sacred Falls (NZ) \$1,313,500

Photos Courtesy of Slickpix, Trackside Photography & Racing Queensland



RACE HORSE OF THE YEAR

The awards night for Australia's Champion Racehorse of the Year 2013 was held at the Peninsula, Docklands in Melbourne on 3rd October 2013. Executive members of Principal Racing Authorities and members of the Australian Press vote for the awards.

TABLE 9. HORSE OF THE YEAR CATEGORY WINNERS 2012/13

Champion Horse of the Year	Black Caviar	Champion Two Year Old	Overreach
Champion Stayer	Green Moon	Champion Three Year Old Filly	Norzita
Champion Middle Distance	Ocean Park	Champion Three Year Old Colt or Gelding	All Too Hard
Champion Sprinter	Black Caviar	Champion Jumper	Bashboy

TABLE 10. OTHER CATEGORY WINNERS 2012/13

Champion Group 1 Jockey	Hugh Bowman and Kerrin McEvoy
Champion Group 1 Trainer	Chris Waller
Champion Sire	Exceed And Excel

TABLE 11. CHAMPION RACEHORSE OF THE YEAR 1970 – 2013

2012/13	Black Caviar	1988/89	Research
2011/12	Black Caviar	1987/88	Beau Zam
2010/11	Black Caviar	1986/87*	Bonecrusher
2009/10	Typhoon Tracy		Placid Ark
2008/09	Scenic Blast	1985/86	Bounding Away
2007/08	Weekend Hussler	1984/85	Red Anchor
2006/07	Miss Andretti	1983/84	Emancipation
2005/06	Makybe Diva	1982/83*	Strawberry Road
2004/05	Makybe Diva		Gurner's Lane
2003/04	Lonhro	1981/82	Rose of Kingston
2002/03	Northerly	1980/81	Hyperno
2001/02	Sunline	1979/80	Kingston Town
2000/01	Sunline	1978/79	Manikato
1999/00	Sunline	1977/78	Maybe Mahal
1998/99	Might and Power	1976/77	Surround
1997/98	Might and Power	1975/76	Lord Dudley
1996/97	Saintly	1974/75	Leilani
1995/96	Octagonal	1973/74	Taj Rossi
1994/95	Jeune	1972/73	Dayana
1993/94	Mahogany	1971/72	Gunsynd
1992/93	Veandercross	1970/71	Gay Icarus
1991/92	Let's Elope	1969/70	Vain
1990/91	Better Loosen Up		
1989/90	Almaraad		

*Denotes two winners for that season

Photo by Slickpix



FIORRENTE

MELBOURNE CUP

TABLE 12. MELBOURNE CUP RACE RESULT 2013

Place	Horse	Jockey	Trainer	Age/Sex	Barrier	Wgt	SP	Margin	Prize
1st	Fiorente (IRE)	Damien Oliver	Gai Waterhouse	6H	5	55	\$7F		\$3,600,000
2nd	Red Cadeaux (GB)	Gerald Mosse	Ed Dunlop	8G	23	56.5	\$61	0.75L	\$900,000
3rd	Mount Athos (IRE)	Craig Williams	Luca Cumani	7G	22	54	\$13	2.25L	\$450,000
4th	Simenon (IRE)	Richard Hughes	William Mullins	7G	12	53.5	\$20	2.45L	\$250,000
5th	Dandino (GB)	Ryan Moore	Marco Botti	7H	4	54.5	\$10	3.45L	\$175,000
6th	Fawkner	Nicholas Hall	Robert Hickmott	6G	8	54.5	\$16	5.95L	\$125,000
7th	Ethiopia	Rhys McLeod	Pat Carey	5G	14	54.5	\$81	6.95L	\$125,000
8th	Brown Panther (GB)	Richard Kingscote	Tom Dascombe	6H	6	55	\$20	7.25L	\$125,000
9th	Super Cool	Corey Brown	Mark Kavanagh	4G	13	54.5	\$41	7.65L	\$125,000
10th	Voleuse de Coeurs (IRE)	James McDonald	Michael Moroney	5M	21	54	\$18	7.95L	\$125,000
11th	Dunaden (FR)	Jamie Spencer	Mikel Delzangles	8H	1	58.5	\$61	8.7L	
12th	Seville (GER)	Hugh Bowman	Robert Hickmott	6H	9	54.5	\$18	8.9L	
13th	Sea Moon (GB)	Steven Arnold	Robert Hickmott	6H	7	56.5	\$11	9.4L	
14th	Royal Empire (IRE)	Kerrin McEvoy	Saeed Bin Suroor	5H	11	54	\$21	10.4L	
15th	Mourayan (IRE)	Brenton Avdulla	Robert Hickmott	8H	19	54.5	\$151	11.65L	
16th	Ibicenco (GER)	Luke Nolen	Peter G Moody	6H	17	53	\$71	12.05L	
17th	Foreteller (GB)	Craig Newitt	Chris Waller	7G	15	55	\$31	12.8L	
18th	Masked Marvel (GB)	Michael Rodd	Robert Hickmott	6H	2	54.5	\$41	14.05L	
19th	Dear Demi	Chris Munce	Clarry Conners	4M	16	51	\$21	14.8L	
20th	Hawkspur	Jim Cassidy	Chris Waller	4G	18	53.5	\$16	19.05L	
21st	Green Moon (IRE)	Brett Prebble	Robert Hickmott	7H	10	57.5	\$31	44.05L	
22nd	Tres Blue (IRE)	Tommy Berry	Gai Waterhouse	4H	20	51	\$26	54.05L	
23rd	Ruscello (IRE)	Chad Schofield (a)	Ed Walker	5G	24	50	\$51	56.3L	
24th	Verema (FR)	Christophe Lemaire	Alain de Royer Dupre	5M	3	53	\$17		

TABLE 13. MELBOURNE CUP HISTORIC

Year	Horse	Jockey	Trainer	Age/Sex	Barrier	Wgt	SP	Time
2013	Fiorente (IRE)	D Oliver	G Waterhouse	6H	5	55	\$7F	3-20.30
2012	Green Moon	B Prebble	R Hickmott	6H	5	53.5	\$20	3-20.45
2011	Dunaden	C Lemaire	M Delzangles	6H	13	54.5	\$8.50	3-20.84
2010	Americain	G Mosse	A Royer Dupre	6H	11	54.5	\$13	3-26.87
2009	Shocking	C Brown	M Kavanagh	4H	21	51	\$10	3-23.84
2008	Viewed	B Shinn	B Cummings	5H	8	53	\$41	3-20.40
2007	Efficient	M Rodd	G Rogerson	4G	10	54.5	\$17	3-23.34
2006	Delta Blues	Y Iwata	K Sumii	6H	10	56	\$18	3-21.42
2005	Makybe Diva	G Boss	L Freedman	7M	14	58	\$4.50	3-19.78

Year	Winner	Year	Winner	Year	Winner	Year	Winner
2004	Makybe Diva	1968	Rain Lover	1932	Peter Pan	1896	Newhaven
2003	Makybe Diva	1967	Red Handed	1931	White Nose	1895	Auraria
2002	Media Puzzle	1966	Galilee	1930	Phar Lap	1894	Patron
2001	Ethereal	1965	Light Fingers	1929	Nightmarch	1893	Taroola
2000	Brew	1964	Polo Prince	1928	Statesman	1892	Glenloth
1999	Rogan Josh	1963	Gatum Gatum	1927	Trivalve	1891	Malvolio
1998	Jezebel	1962	Even Stevens	1926	Spearfelt	1890	Carbine
1997	Might And Power	1961	Lord Fury	1925	Windbag	1889	Bravo
1996	Saintly	1960	Hi Jinx	1924	Backwood	1888	Mentor
1995	Doriemus	1959	Macdougall	1923	Bitalli	1887	Dunlop
1994	Jeune	1958	Baystone	1922	King Ingodas	1886	Jarsenal
1993	Vintage Crop	1957	Straight Draw	1921	Sister Olive	1885	Sheet Anchor
1992	Subzero	1956	Evening Peal	1920	Poitrel	1884	Malua
1991	Lets Elope	1955	Toparua	1919	Artilleryman	1883	Marini-Henri
1990	Kingston Rule	1954	Rising Fast	1918	Nightwatch	1882	The Assyrian
1989	Tawrrific	1953	Wodalla	1917	Westcourt	1881	Zulu
1988	Empire Rose	1952	Dalray	1916	Sasanof	1880	Grand Flaneur
1987	Kensei	1951	Delta	1915	Patrobas	1879	Darriwell
1986	At Talaq	1950	Comic Court	1914	Kingsburgh	1878	Calamia
1985	What A Nuisance	1949	Foxami	1913	Posinatus	1877	Chester
1984	Black Knight	1948	Rimfire	1912	Piastre	1876	Briseis
1983	Kiwi	1947	Hiraji	1911	The Parisian	1875	Wollomai
1982	Gurners Lane	1946	Russia	1910	Comedy King	1874	Haricot
1981	Just A Dash	1945	Rainbird	1909	Prince Foote	1873	Don Juan
1980	Beldale Ball	1944	Sirius	1908	Lord Nolan	1872	The Quack
1979	Hyperno	1943	Dark Felt	1907	Apologue	1871	The Pearl
1978	Arwon	1942	Colonus	1906	Poseidon	1870	Nimblefoot
1977	Gold And Black	1941	Skipton	1905	Blue Spec	1869	Warrior
1976	Van Der Hum	1940	Old Rowley	1904	Acrasia	1868	Glencoe
1975	Think Big	1939	Rivette	1903	Lord Cardigan	1867	Tim Whiffer
1974	Think Big	1938	Catalogue	1902	The Victory	1866	The Barb
1973	Gala Supreme	1937	The Trump	1901	Revenue	1865	Toryboy
1972	Piping Lane	1936	Wotan	1900	Clean Sweep	1864	Lantern
1971	Silver Knight	1935	Maraboa	1899	Merrivee	1863	Banker
1970	Bagdad Note	1934	Peter Pan	1898	The Gaffer	1862	Archer
1969	Rain Lover	1933	Hall Mark	1897	Gaulus	1861	Archer



OVERREACH

GOLDEN SLIPPER

TABLE 14. GOLDEN SLIPPER FIELD 2013

Place	Horse	Jockey	Trainer	Age/Sex	Barrier	Wgt	SP	Margin	Prize
1st	Overreach	Tommy Berry	Gai Waterhouse	2F	1	54.5	\$2.80F		\$2,000,000
2nd	Sidestep	Kerrin McEvoy	Peter Snowden	2C	5	56.5	\$11	1.8	\$620,000
3rd	Sweet Idea	Jim Cassidy	Gai Waterhouse	2F	4	54.5	\$10	2.8	\$310,000
4th	Guelph	Christian Reith	Peter Snowden	2F	8	54.5	\$18	3.4	\$190,000
5th	Fast 'n' Rocking	Steven Arnold	David Hayes	2C	13	56.5	\$26	4	\$130,000
6th	Criterion(NZ)	Hugh Bowman	David Payne	2C	2	56.5	\$9.50	4.3	\$50,000
7th	Villa Verde	Michael Rodd	Shaun Dwyer	2F	15	54.5	\$10	4.9	\$50,000
8th	Charlie Boy	Glyn Schofield	Gerald Ryan	2C	12	56.5	\$19	6.2	\$50,000
9th	Windjammer	Peter Robl	Bjorn Baker	2C	10	56.5	\$51	6.7	\$50,000
10th	I'm All the Talk	Brenton Avdulla	Gary Portelli	2C	11	56.5	\$26	7.1	\$50,000
11th	Va Pensiero	Tim Clark	Jason Coyle	2C	7	56.5	\$101	7.2	
12th	Romantic Moon	James McDonald	John O'Shea	2F	6	54.5	\$26	7.3	
13th	Whittington	Nash Rawiller	Gai Waterhouse	2C	9	56.5	\$16	7.4	
14th	Kuroshio	Joshua Parr	Peter Snowden	2C	14	56.5	\$81	7.5	
15th	Ruud Awakening	Craig Williams	Stephen Marsh	2F	16	54.5	\$8.50	7.9	
16th	Dothraki	Corey Brown	Gerald Ryan	2C	3	56.5	\$61	13.3	

TABLE 15. GOLDEN SLIPPER HISTORIC

Year	Horse	Jockey	Trainer	Age/Sex	Barrier	Wgt	SP/Odds	Time
2013	Overreach	T Berry	G Waterhouse	2F	1	54.5	\$2.80F	1-11.00
2012	Pierro	N Rawiller	G Waterhouse	2C	1	56.5	\$6.50	1-09.74
2011	Sepoy	K McEvoy	P Snowden	2C	8	56.5	\$2.80	1-10.05
2010	Crystal Lily	B Prebble	M Ellerton & S Zahra	2F	1	54.5	\$6.00	1-10.78
2009	Phelan Ready	B Rawiller	B & J McLachlan	2G	16	56.5	\$26.00	1-11.78
2008	Sebring	G Boss	G Waterhouse	2C	5	56.5	\$6.00	1-12.88
2007	Forensics	D Oliver	J Hawkes	2F	1	54.5	\$14.00	1-09.33
2006	Miss Finland	C Williams	D Hayes	2F	7	54.5	\$5.50	1-09.52
2005	Stratum	L Beasley	P Perry	2C	6	56.5	\$10.00	1-09.67
2004	Dance Hero	C Munce	G Waterhouse	2G	2	56.5	\$5.50	1-08.60
2003	Polar Success	D Beasley	G Rogerson	2F	14	53.5	\$11.00	1-09.07
2002	Calaway Gal	S Seamer	B Brown	2F	6	52.5	\$14.00	1-08.81
2001	Ha Ha	J Cassidy	G Waterhouse	2F	11	52.5	\$13.00	1-08.94
2000	Belle du Jour	L Beasley	C Conners	2F	11	52.5	\$9.00	1-09.51
1999	Catbird	M De Montfort	F Cleary	2C	3	55.5	11-2	1-09.99
1998	Prowl	C Munce	C Conners	2G	1	55.5	8-1	1-09.54
1997	Guineas	D Beadman	J Hawkes	2C	11	55.5	6-1	1-08.99
1996	Merlene	G Hall	L Freedman	2F	1	52.5	15-4	1-09.31
1995	Flying Spur	G Boss	L Freedman	2C	1	55.5	25-1	1-10.21
1994	Danzero	G Hall	L Freedman	2C	10	55.5	4-1	1-09.81
1993	Bint Marscay	L Dittman	L Freedman	2F	14	52.5	7-2	1-08.88
1992	Burst	R S Dye	C Conners	2F	10	52.5	9-2	1-10.20
1991	Tierce	R S Dye	C Conners	2C	5	55.5	4-1	1-09.30
1990	Canny Lad	R S Dye	R Hore - Lacy	2C	5	55.5	11-2	1-15.41
1989	Courtza	R S Dye	R McDonald	2F	10	52.5	7-2	1-12.80
1988	Star Watch	L Olsen	T J Smith	2F	15	55.5	13-2	1-13.00
1987	Marauding (NZ)	R Quinton	B Mayfield - Smith	2C	5	55.5	5-1	1-10.60
1986	Bounding Away	L Dittman	T J Smith	2F	8	52.5	5-4	1-09.90
1985	Rory's Jester	R Quinton	C Hayes	2C	2	55.5	10-1	1-10.30
1984	Inspired	D Beadman (a)	T Green	2G	12	54.0	13-4	1-11.60
1983	Sir Dapper	R Quinton	L Bridge	2C	10	54.0	7-2	1-09.90
1982	Marscay	R Quinton	J Denham	2C	3	54.0	7-2	1-10.60
1981	Full on Aces	L Dittman	A Armanasco	2C	1	54.0	16-1	1-13.10
1980	Dark Eclipse	K Moses	N Begg	2F	8	51.0	5-1	1-10.40
1979	Century Miss	W Harris (a)	B Cummings	2F	4	51.0	9-2	1-10.70
1978	Manikito	G Willetts	N Hoysted	2G	8	54.0	7-2	1-10.70
1977	Luskin Star	J Wade	M Lees	2C	10	54.0	11-4	1-10.00
1976	Vivarchi	J Duggan	B Cummings	2F	3	51.0	9-1	1-11.70
1975	Toy Show	K Langby	T J Smith	2F	14	51.0	2-1	1-12.00
1974	Hartshill	K Langby	T J Smith	2F	3	51.0	5-2	1-13.00
1973	Totonan	R Higgins	B Cummings	2G	12	54.0	6-1	1-11.70
1972	John's Hope	K Langby	T J Smith	2C	14	8.7st	9-4	1-11.10
1971	Fairy Walk	K Langby	T J Smith	2F	3	8.1st	12-1	1-12.60
1970	Baguette	G Moore	F Allotta	2C	8	8.7st	5-4	1-12.70
1969	Vain	P Hyland	J Moloney	2C	4	8.7st	9-2	1-12.10
1968	Royal Parma	N Campton	J Daniels	2C	6	8.7st	7-1	1-11.90
1967	Sweet Embrace	C Clare	E Stanton	2F	9	8.7st	40-1	1-13.20
1966	Storm Queen	R Higgins	B Cummings	2F	9	8.0st	4-1	1-12.90
1965	Reisling	L Billett	J Norman	2F	4	8.0st	1-1	1-11.10
1964	Eskimo Prince	A Mulley	C Rolls	2C	4	8.7st	7-4	1-11.90
1963	Pago Pago	W Pyers	T Jenner	2C	8	8.7st	2-1	1-15.50
1962	Birthday Card	R Greenwood	R Ferris	2F	7	8.0st	5-1	1-11.40
1961	Magic Night	M Schumacher	H Plant	2F	1	8.0st	15-1	1-11.90
1960	Sky High	A Mulley	J Green	2C	3	8.7st	4-7	1-11.90
1959	Fine and Dandy	J Thompson	H Plant	2G	7	8.7st	8-11	1-12.80
1958	Skyline	A Mulley	J Green	2C	4	8.7st	25-1	1-12.70

LEADING TRAINERS & JOCKEYS IN AUSTRALIA

TABLE 16. LEADING GROUP RACE TRAINERS BY GROUP WINS IN AUSTRALIA 2012/13

Trainer	Winners				Group Prizemoney
	Group 1	Group 2	Group 3	Total	
Chris Waller	9	7	8	24	\$5,093,000
Gai Waterhouse	6	6	4	16	\$4,594,000
Peter Snowden	5	6	14	25	\$4,192,000
Peter G Moody	4	4	3	11	\$2,282,000
Michael, Wayne & John Hawkes	4	2	1	7	\$1,695,000
Murray Baker	4	0	2	6	\$1,935,000
Guy Walter	3	3	3	9	\$1,467,000
Anthony Cummings	3	2	0	5	\$2,671,000
Robert Hickmott	3	1	2	6	\$4,635,000
Gary Hennessy	3	0	0	3	\$2,280,000
Darren Weir	2	2	2	6	\$1,104,400
Bart Cummings	2	0	2	4	\$710,000
Gerald Ryan	1	3	4	8	\$939,000
Mark Kavanagh	1	3	2	6	\$1,224,000
Robert Heathcote	1	3	1	5	\$737,500
John P Thompson	1	2	3	6	\$756,000
Clarry Conners	1	2	1	4	\$922,000
John O'Shea	1	1	3	5	\$795,000
John Sadler	1	1	3	5	\$1,558,500
Phillip Stokes	1	1	1	3	\$476,600

TABLE 17. LEADING TRAINERS BY WINS IN AUSTRALIA 2012/13

Trainer	Win/Place			Strike Rate	Runners	Total Prizemoney without trophy
	1st	2nd	3rd			
Peter Snowden	233	179	164	17.83%	1,307	\$15,161,839
Chris Waller	224	203	166	16.28%	1,376	\$17,119,635
Peter G Moody	202	164	139	18.17%	1,112	\$11,076,535
Darren Weir	183	200	173	13.93%	1,314	\$6,786,973
David Hayes	150	148	133	12.21%	1,229	\$6,773,200
Gai Waterhouse	142	120	98	19.56%	726	\$14,065,480
Mick Price	136	98	88	17.66%	770	\$4,671,610
Robbie Griffiths	109	121	95	13.09%	833	\$3,412,255
Kris Lees	109	78	79	17.47%	624	\$2,824,260
Robert Heathcote	101	109	95	14.74%	685	\$3,853,300
John P Thompson	95	106	80	10.75%	884	\$4,394,725
Robert Smerdon	93	83	75	13.25%	702	\$3,738,893
Guy Walter	93	69	73	14.74%	631	\$4,208,812
Michael, Wayne & John Hawkes	85	75	51	17.07%	498	\$5,164,155
Adam Durrant	83	59	54	18.57%	447	\$3,529,097
David & Scott Brunton	82	50	64	16.60%	494	\$1,432,584
Neville Parnham	77	82	95	8.27%	931	\$2,540,586
John O'Shea	75	69	50	15.99%	469	\$4,064,360
Michael Kent	75	61	70	15.56%	482	\$3,751,455
Anthony Freedman	75	55	55	15.89%	472	\$3,079,480

TABLE 18. LEADING GROUP RACE JOCKEYS BY GROUP WINS IN AUSTRALIA 2012/13

Jockey	Winners				Total Prizemoney
	Group 1	Group 2	Group 3	Total	
Kerrin McEvoy	7	9	8	24	\$4,242,000
Hugh Bowman	7	5	5	17	\$3,899,000
Jim Cassidy	5	5	4	14	\$2,741,000
Tommy Berry	5	1	0	6	\$4,520,000
Luke Nolen	4	7	2	13	\$2,600,000
Nash Rawiller	4	6	10	20	\$3,094,000
James McDonald	4	3	2	9	\$2,277,000
Dwayne Dunn	4	1	2	7	\$1,675,000
Craig Williams	3	5	7	15	\$3,748,800
Glen Boss	3	4	7	14	\$3,802,800
Ben Melham	3	2	2	7	\$1,473,600
Damien Oliver	3	1	0	4	\$1,932,000
Michael Rodd	2	5	2	9	\$1,771,500
Blake Shinn	1	3	4	8	\$1,020,000
Nicholas Hall	1	2	4	7	\$1,728,000
Corey Brown	1	2	3	6	\$690,000
Craig Newitt	1	2	1	4	\$927,000
Peter Robl	1	2	1	4	\$556,000
Daniel Staeck	1	1	2	4	\$910,000
Shaun O'Donnell	1	1	0	2	\$430,000

TABLE 19. LEADING JOCKEYS BY WINS IN AUSTRALIA 2012/13

Jockey	Win/Place			Strike Rate	Runners	Total Prizemoney without trophy
	1st	2nd	3rd			
Brad Rawiller	168	129	146	16.95%	991	\$4,995,658
Greg Ryan	153	105	102	19.15%	799	\$1,798,705
Michael Cahill	152	111	98	17.16%	886	\$4,987,630
Dean Yendall	150	127	111	15.53%	966	\$3,171,908
Robert Thompson	132	94	74	17.17%	769	\$2,125,805
Adrian Coome	132	89	71	22.22%	594	\$1,281,100
Jeff Penza	123	129	113	10.57%	1,164	\$2,531,105
Hugh Bowman	121	116	87	16.85%	718	\$10,258,335
William Pike	119	102	81	17.32%	687	\$3,424,917
Nash Rawiller	119	91	60	23.15%	514	\$8,927,490
Christian Reith	117	94	77	14.10%	830	\$5,597,130
Damian Browne	115	74	58	24.57%	468	\$4,107,400
Craig Newitt	114	117	102	11.67%	977	\$5,740,275
Glen Boss	114	81	78	16.24%	702	\$10,686,175
Peter Robl	112	79	88	13.49%	830	\$4,977,060
Damian Lane	106	74	78	15.66%	677	\$2,922,467
Matthew Neilson	104	61	61	21.22%	490	\$1,848,025
Jamie Kah	103	96	88	14.63%	704	\$1,705,335
Dom Tourneur	103	78	79	14.65%	703	\$2,785,480
Kerrin McEvoy	99	71	68	16.10%	615	\$10,493,837

COURSE RECORDS AROUND AUSTRALIAN STATES

TABLE 20. COURSE RECORDS PER TRACK

Distance	Time	Randwick	Date
1000m	0-55.92	De Lightning Ridge	13/03/10
1100m	1-01.96	Famous Seamus (NZ)	20/10/12
1200m	1-08.19	Better Than Ready	20/10/12
1300m	1-15.54	Judged	07/03/09
1400m	1-21.03	More Than Great	05/09/09
1550m	1-33.94	Iron Cross	26/06/02
1600m	1-33.13	Ike's Dream	18/12/04
1800m	1-48.50	Our Shout (NZ)	29/01/83
1800m	1-48.50	Jumpin' Pin	05/10/81
2000m	2-00.43	Dignity Dancer (NZ)	03/10/98
2400m	2-26.36	Spechenka	26/12/10
2600m	2-40.80	Balciano	05/10/87
2800m	2-55.40	Beaux Art	29/04/95
3200m	3-19.00	Just a Dancer (NZ)	06/04/91
3200m	3-19.00	Apollo Eleven (NZ)	23/04/73

Distance	Time	Flemington	Date
900m	0-50.28	Fappiano's Son	05/10/98
1000m	0-55.42	Black Caviar	16/02/13
1100m	1-02.15	Loveyamady	02/03/13
1200m	1-07.16	Iglesia	01/01/01
1400m	1-20.60	Lovey	12/12/92
1600m	1-33.49	Scenic Peak	09/11/02
1700m	1-40.83	Niconoise	16/02/13
1800m	1-47.05	Depeche Mode	02/11/99
2000m	1-58.73	Makybe Diva (GB)	12/03/05
2500m	2-33.00	Kawtuban (IRE)	07/11/92
2600m	2-41.00	Jovial Knight	02/10/65
2800m	2-52.40	Verdant (GB)	06/11/12
2800m (H)	3-00.84	Moon Chase	06/03/99
3090m (H)	3-25.19	Mister Twister	16/05/05
3200m	3-16.30	Kingston Rule (USA)	06/11/90
3200m (H)	3-28.60	Ciba Geigy (NZ)	01/11/94
3200m (H)	3-28.60	Tembo Tembea (NZ)	05/11/96
3300m (S)	3-44.48	Kaisersosa	14/06/04
3400m (S)	3-53.68	Manzeal (NZ)	03/06/06
3400m (H)	3-44.64	Emgee Rex	31/05/08
3600m (H)	3-55.30	Big Zam	07/07/79
4000m (H)	4-26.10	Coltara	08/11/62
4000m (S)	4-21.68	Manzeal (NZ)	01/07/06
4300m (H)	4-52.60	Busby Glenn (NZ)	01/07/06
4500m (S)	5-05.32	Personal Drum (NZ)	08/07/06
4700m (S)	5-29.01	Leading Bounty (NZ)	08/07/00

Distance	Time	Caulfield	Date
900m	0-51.40	Follow Me Through	13/10/84
1000m	0-55.97	Lucky Secret	10/10/09
1100m	1-01.73	Here de Angels	06/02/10
1200m	1-07.74	Miss Andretti	10/03/07
1400m	1-21.20	Exceed And Excel	21/09/03
1450m	1-26.37	Demontage	07/01/01
1600m	1-34.28	Fields of Omagh	04/03/06
1700m	1-41.42	Niagara Falls	26/12/04
1800m	1-47.19	Cent Home (NZ)	24/02/01
2000m	2-00.38	Tremezzo	08/12/07
2400m	2-25.32	Diatribes	21/10/00
2800m (H)	2-57.50	Silver Showman	26/12/94
3000m (H)	3-14.28	Prince Keystone	24/07/99
3200m (H)	3-30.00	Our Running Star (NZ)	28/05/94

Distance	Time	Sandown Lakeside	Date
1000m	0-55.64	Cocinero	01/03/05
1200m	1-08.97	Tesbury Jack	18/11/06
1300m	1-15.94	Jennings	18/11/06
1400m	1-22.00	Swick (NZ)	18/11/06
1500m	1-28.47	Index Linked (GB)	17/04/13
1600m	1-34.87	Sender (NZ)	18/11/06
2100m	2-07.52	Highclere	26/01/06
2200m	2-17.01	Cocorico	25/01/03
2400m	2-27.67	Genebel	14/12/05
3000m (H)	3-12.96	Conzeal (NZ)	03/08/05
3000m	3-21.84	Super Cobra (NZ)	09/03/05
3100m	3-16.12	Mr Riggs	03/03/10
3100m (H)	3-27.50	Specular	29/03/03
3200m (H)	3-35.71	Liquid Lunch	09/07/03
3200m	3-33.23	New Kid in Town (NZ)	19/05/07
3300m (H)	3-44.36	Xaar Best	17/04/13
3300m (S)	3-48.52	Enzed	02/06/07
3400m (S)	4-04.80	Millennium Dancer (NZ)	03/09/03
3450m (S)	3-53.67	Physique	21/04/07
3450m (H)	3-59.45	Some Are Bent	02/06/07
3900m (H)	4-31.28	Black And Bent	16/08/09
4530m (S)	5-41.28	Clearview Bay	07/07/07
4530m (H)	5-25.31	Desert Master	30/08/09

Distance	Time	Sandown Hillside	Date
900m	0-49.30	Il Cavallo	27/03/13
1000m	0-55.07	Definitely Ready	16/09/09
1250m	1-13.45	Dismissal	14/05/05
1300m	1-15.52	Confidence Reef	03/02/10
1400m	1-21.99	Smokin' Joey	22/02/12
1500m	1-28.79	Kallogg	24/03/10
1600m	1-35.17	Our Raphael	27/04/07
1700m	1-42.30	Instructor (NZ)	14/05/08
1800m	1-48.03	Abitofado (NZ)	03/02/10
2273m	2-23.20	Heist	19/03/03
2400m	2-28.13	Road to Athens	18/04/07
3000m	3-09.09	Singing Sovereign (NZ)	26/11/08
3000m (H)	3-14.59	Menkaure	28/03/07
3100m (H)	3-22.49	Preludes	19/03/03
3200m	3-30.02	Macedonian (NZ)	13/11/10
3400m (H)	3-56.51	Tadakatsu (NZ)	17/06/06
3400m (S)	3-53.86	Gilligan (NZ)	16/03/03
3450m (S)	3-53.88	Miratec	14/05/05
3900m (S)	4-29.50	Toulouse Lautrec	14/06/08
4250m (H)	5-06.38	Some Are Bent	30/06/07

Distance	Time	Moonee Valley	Date
955m	0-54.69	Vatican	22/02/13
1000m	0-57.22	Miss Andretti	03/02/07
1200m	1-09.29	Miss Andretti	16/09/06
1500m	1-29.77	Philda	12/09/09
1600m	1-34.78	Cabeza (NZ)	31/12/10
2040m	2-03.54	Might And Power (NZ)	24/10/98
2500m	2-35.58	Pass Me By	22/08/09
2900m (H)	3-10.75	Tahbob	19/04/97
3000m	3-08.95	Phayes Tip	17/02/05
3200m (H)	3-33.56	Big Barron (NZ)	11/05/96
3200m (S)	3-39.50	Outback Bronze	18/04/98
3700m (S)	4-15.17	Shrogginet (NZ)	12/07/08

Distance	Time	Morphettville Parks	Date
1000m	0-56.72	Happy Angel	21/01/12
1250m	1-13.40	Mornin' Sam	03/12/11
1300m	1-16.64	Bagman	24/03/12
1400m	1-22.25	Magical Pearl	22/08/09
1550m	1-33.32	Generous Beau	26/09/10
1950m	1-59.42	Blue Maggich (NZ)	24/10/09
2250m	2-19.64	Birchmore Road	24/12/11
2400m	2-31.13	Safety in Numbers	18/06/11
3100m (H)	3-24.13	Morsonique	22/08/09

Distance	Time	Morphettville	Date
1000m	0-56.35	Social Glow	28/01/06
1050m	0-58.86	Identifiable	08/03/03
1100m	1-02.09	Kymatt	16/10/04
1200m	1-08.21	Navy Shaker	04/02/06
1522m	1-30.70	Taken	08/05/04
1600m	1-34.53	Chickaloo	01/11/05
1800m	1-47.81	Tingirana (NZ)	03/02/07
2000m	2-01.40	Ready for More	20/10/07
2030m	2-04.79	Texan Warney	24/04/10
2400m	2-28.03	Scotch And Dry	06/05/72
2500m	2-36.02	Irish Darling	16/05/05
2600m	2-42.00	Vicello (NZ)	20/10/07
2700m (H)	2-56.02	Title Roll (NZ)	24/10/98
2700m	2-49.00	Seto Bridge	25/05/96
3100m (H)	3-30.38	Black And Bent	23/07/11
3200m (H)	3-29.89	Harlem Town	20/05/96
3200m	3-20.90	Gallic (NZ)	12/03/07
3230m (S)	3-41.75	Super Cobra (NZ)	17/07/04
3400m (S)	4-02.90	Burkhill's Lane	12/08/89
3500m (H)	3-56.24	Liquid Lunch	19/07/03
3500m (H)	3-58.22	Our Aristocrat (GB)	25/06/11
3500m (S)	4-01.29	Nuvolari	07/08/10
3550m (H)	3-53.09	Bogan Cloud	06/03/71
3600m (S)	4-01.57	Clearview Bay	19/08/06

Distance	Time	Ascot	Date
900m	0-54.16	Sheer Pleasure	01/01/83
1000m	0-56.19	Danny Beau	01/01/09
1100m	1-02.56	Moonlight Drive	17/10/09
1200m	1-08.00	Danny Beau	15/11/08
1400m	1-20.90	Broome Time	16/10/10
1400m	1-20.90	Premardal	27/11/10
1450m	1-24.55	Asian Beau	16/12/78
1500m	1-26.39	Famous Roman	15/11/08
1600m	1-33.73	Marwong	13/12/88
1800m	1-46.80	Golden Heights (NZ)	23/02/80
2100m	2-07.67	Kim Joy	02/12/06
2200m	2-13.31	Green Range Boy	06/05/89
2400m	2-25.99	Guyno (NZ)	01/01/09
3200m	3-16.80	Saratov	02/01/89

Distance	Time	Belmont	Date
900m	0-51.95	Elegant Shell	30/09/78
1000m	0-56.14	Waratah's Secret	09/10/10
1200m	1-09.46	Foxy Boy	10/06/09
1300m	1-15.71	Brava Mento	27/09/86
1400m	1-21.13	Western Pago	12/09/87
1600m	1-34.91	Laudanum	12/10/91
1650m	1-38.29	Palace Guest	29/09/90
1700m	1-42.02	Accept the Rose	07/06/06
2000m	2-01.47	Friar's Touch	26/09/09
2100m	2-07.49	Belele	16/09/89
2200m	2-13.91	Test the Angels	06/10/10
2400m	2-26.97	Special Reign	12/10/91

2600m	2-42.00	Williamson	17/07/76
2800m	2-54.98	Calamar (NZ)	14/05/83

Distance	Time	Darwin	Date
900m	0-51.85	Fine Option	17/07/02
1000m	0-56.10	Lord Harold	10/07/04
1100m	1-02.17	Canali	03/07/10
1200m	1-07.42	Jade City	09/06/07
1300m	1-13.59	Shout Out Loud	26/06/10
1500m	1-29.05	Hi Tail	29/06/02
1600m	1-34.86	Palmyra Boy	24/07/10
1800m	1-49.28	Kingston Reserve	22/07/95
1900m	1-54.40	Brave Decision	20/07/02
2000m	2-01.22	Club Liquid	04/08/08

Distance	Time	Rosehill Gardens	Date
900m	0-50.80	Been There	23/10/82
1100m	1-02.51	Westicaro	24/02/07
1200m	1-08.39	All Our Mob	01/03/97
1300m	1-15.08	Alquoz	08/09/90
1350m	1-18.42	Loretta's Wish	19/11/94
1400m	1-21.38	Somepin Anypin (NZ)	22/10/11
1500m	1-27.21	Shindig (NZ)	21/03/98
1750m	1-45.62	Riverina Charm (NZ)	16/09/89
1800m	1-47.99	Intergaze	01/03/97
1900m	1-53.96	Balmeressa (NZ)	01/04/95
2000m	1-59.99	Octagonal (NZ)	23/03/96
2000m	1-59.99	Danewin	01/04/95
2400m	2-25.78	Grand Zulu	03/04/04
2800m	2-58.20	Bouton D'Or	01/12/79
3200m (H)	3-29.40	Doctor Sam	12/11/88
3200m	3-23.70	Kilmallock Boy (IRE)	19/05/79

Distance	Time	Canterbury Park	Date
1000m	0-57.61	Joanne	31/08/91
1100m	1-03.05	Dehero	22/03/03
1200m	1-09.03	Hoystar	05/04/08
1250m	1-12.36	That's a Good Idea	21/08/13
1550m	1-31.40	Penrickson (NZ)	18/12/08
1580m	1-34.12	Lachaim	11/08/04
1900m	1-54.50	Prince Granada	08/01/83
2800m (H)	2-54.47	Doc Hennessy	14/04/10
2800m	3-05.55	Newsbeat	14/11/92
3400m	3-37.10	Mighty Flash (NZ)	26/03/80

Distance	Time	Warwick Farm	Date
1000m	0-56.16	Snitzerland	16/03/13
1100m	1-02.15	Rain Affair	02/01/12
1200m	1-08.60	Boasting	18/02/89
1250m	1-16.04	Truth On Toe	04/05/11
1300m	1-15.34	Impregnable	01/11/00
1400m	1-21.06	Filante (NZ)	23/08/97
1600m	1-34.80	Heat of the Moment	22/02/86
2095m	2-07.58	Straight Albert	02/01/12
2100m	2-07.93	Fuego Bravo (NZ)	01/01/01
2110m	2-10.91	Command Decision	16/03/05
2112m	2-11.00	Beale Street	03/01/04
2135m	2-13.20	Sir Dannock	11/11/05
2140m	2-12.30	Papal	29/11/00
2200m	2-13.20	Just Trish	18/02/89
2400m	2-26.70	Noble Heights (NZ)	24/09/83
2400m	2-26.70	Grey Affair	02/04/77

TABLE 20. COURSE RECORDS PER TRACK CONTINUED...

Distance	Time	Kensington	Date
870m	0-49.22	Pastime	20/10/01
870m	0-49.22	Strabane	20/10/01
1000m	0-56.84	Platinum Skye	16/02/11
1100m	1-02.20	Griffon	20/01/10
1150m	1-05.22	Bank Robber	09/01/08
1180m	1-08.27	Exceed And Excel	14/02/04
1300m	1-15.73	Magical Anna	15/12/10
1400m	1-21.93	Breeze Up	15/12/10
1550m	1-31.07	Brayroan (NZ)	15/12/10
1800m	1-48.91	Restless	20/10/01
2400m	2-28.38	Philidor	20/10/01
2500m	2-37.63	Assilem	06/11/01

Distance	Time	Eagle Farm	Date
900m	0-51.90	Wish Me Well	04/12/76
1000m	0-55.99	Azzaland	23/01/10
1200m	1-08.10	Century Kid (NZ)	02/06/01
1300m	1-14.80	Mitanni	13/06/05
1400m	1-20.20	Toledo	06/06/98
1500m	1-27.50	Armed for Action	24/01/98
1500m	1-27.50	Lord Denning	01/06/02
1500m	1-27.50	Empire Blue	12/08/89
1500m	1-27.50	Western Brace	26/12/03
1600m	1-33.00	Just a Printer	13/06/94
1800m	1-47.35	Bikkie Tin Blues	12/08/06
1810m	1-48.00	Top Marc	13/08/03
1849m	1-54.70	Show Martial	02/07/03
2100m	2-07.10	Celtic Trial	19/02/05
2150m	2-11.50	Lawler	16/05/04
2200m	2-12.00	Czar Oak (NZ)	10/06/95
2400m	2-25.20	De Gaulle Lane (NZ)	09/06/01
2900m	3-01.20	Crying Game	13/07/96
2900m (H)	3-12.30	Snow Gypsy	01/09/90
3200m	3-15.70	Sky Flyer (NZ)	13/06/94

Distance	Time	Doomben	Date
1010m	0-56.63	Star of Florida	23/10/04
1110m	1-03.36	Delago Bolt	22/12/12
1200m	1-07.88	Takeover Target	10/12/05
1350m	1-17.09	Natural Destiny	23/12/06
1600m	1-34.40	Boys On Tour	02/02/13
1615m	1-34.29	Arrabeea (NZ)	12/05/01
1640m	1-37.34	Sommersea Drive	03/10/09
1650m	1-38.54	Young Lion	18/04/07
2000m	2-02.06	Mawingo (GER)	19/05/12
2020m	2-00.53	Might And Power (NZ)	23/05/98
2050m	2-06.04	Gold Cracker (NZ)	16/02/05
2100m	2-06.56	Fantastic Blue	05/02/11
2150m	2-12.17	Double Portion	12/11/05
2200m	2-11.67	Defier	29/05/04

Distance	Time	Canberra	Date
1000m	0-56.93	Gorgeous Amelia	27/02/11
1030m	0-59.46	Majanui	20/02/01
1200m	1-08.92	Rock Revival	19/03/06
1230m	1-12.40	Sutton Echo	20/02/01
1300m	1-15.81	Marende	13/11/05
1400m	1-21.52	New Atlantis	06/03/88
1600m	1-34.63	McJoey	01/03/98
1630m	1-38.88	The Godfather	20/02/01
2000m	2-02.02	Padfoot Charlie	07/10/01
2047m	2-07.37	Son of Tara	18/01/04
2054m	2-07.37	Latin Love	16/04/04

2058m	2-12.82	Top Hole	14/06/02
2100m	2-09.06	Brinooka	28/01/89
2200m	2-16.32	Skillian	07/02/87
2400m	2-27.03	Native Neptune	07/10/90
2600m	2-45.30	Eating Cake	01/02/86
2800m	2-59.90	Amber Spirit	16/02/86
3200m (H)	3-29.36	My Court Jewel (NZ)	11/10/87
3200m	3-22.81	Ivor Lass	03/11/87

Distance	Time	Canberra Acton	Date
1080m	1-01.69	Mixed Up Miss	07/08/09
1206m	1-08.85	Acta Non Verba	19/08/11
1280m	1-13.41	Trescorpioni (NZ)	02/09/11
1750m	1-44.89	Celtic Soul	01/07/11
1900m	1-55.51	Prince Warrior	25/05/12

Distance	Time	Hobart (Elwick)	Date
900m	0-52.50	La Molokai	04/04/98
1000m	0-57.71	Cherry Wild	31/10/04
1100m	1-02.96	Dramaway	16/12/01
1200m	1-09.77	Zarina Boy	10/10/04
1310m	1-18.78	Paris Rhyme	21/03/04
1400m	1-23.20	O'Donnell	13/11/99
1600m	1-35.41	Lord Baracus	03/02/02
1920m	1-58.50	Mookara	12/12/98
1950m	2-01.91	Sharpest	25/11/00
2100m	2-08.04	Our Dashing Dane	14/02/05
2200m	2-14.53	True Courser	13/02/06
2400m	2-27.65	St. Andrews	11/02/02

Distance	Time	Hobart (Derwent)	Date
940m	0-56.40	Moondraan	08/12/96
1080m	1-05.22	Tregrehan	06/01/08
1200m	1-12.30	Matinello	13/08/06
1205m	1-10.89	Sedation	05/11/02
1310m	1-17.60	Western Romeo	14/11/04
1400m	1-25.37	Getitdone	29/05/11
1550m	1-33.20	Repriced	03/11/98
1920m	1-57.12	West Highland Way	30/12/01
2080m	2-09.03	Rich Boy	24/10/09
2120m	2-09.65	Gold God	30/12/01

Distance	Time	Launceston (Mowbray)	Date
1100m	1-04.18	Galibier	24/10/12
1100m	1-04.18	Streetwise Savoie	16/01/13
1200m	1-09.60	Miewa's Quest	25/02/09
1400m	1-23.00	Lady Lynette	25/02/09
1600m	1-35.78	Mister John	02/01/13
2100m	2-09.91	Sh'bourne Leader	25/11/10
2400m	2-30.35	Fast Future (NZ)	23/02/11
2600m	2-39.60	Brallos	25/02/76
2900m (H)	3-15.89	Our Oregon (NZ)	19/11/06
3000m (H)	3-18.75	Lieutenant Flynn	26/02/86
3200m (H)	3-34.90	Mansion Downs	23/03/85
3200m	3-25.60	Sir Lykon	13/04/91



BREEDING



Photo Courtesy of Swettenham Stud - Photo by Sharon Chapman

BREEDING STATISTICS

Photo Courtesy of Darley Australia (Exceed and Excel)

TABLE 21. BREEDING FIGURES 1993/94 – 2012/13

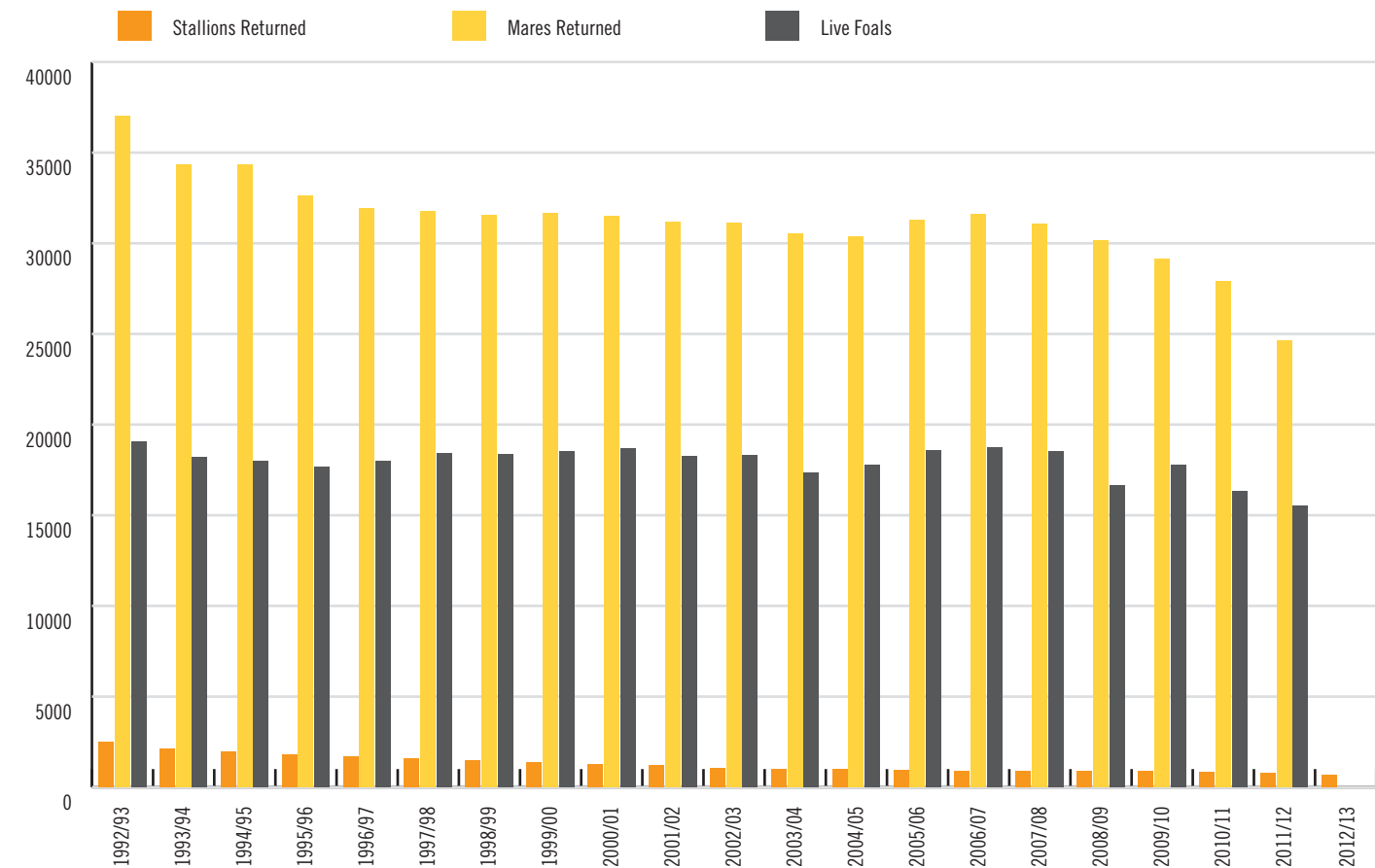
Season	Stallions Returned	Mares Returned	Mares Covered	Live Foals	Live Foals / Mares Returned %
2012/13	728	*	21,273	*	*
2011/12	790	24,303	22,563	14,603	64.0%
2010/11	823	27,002	24,190	16,089	66.0%
2009/10	871	28,520	24,612	16,411	67.0%
2008/09	891	29,593	26,623	17,779	67.0%
2007/08	859	30,482	24,584	16,687	68.0%
2006/07	879	31,100	26,861	18,502	59.5%
2005/06	939	31,596	27,171	18,758	59.4%
2004/05	967	31,296	26,606	18,592	59.4%
2003/04	994	30,351	25,526	17,742	58.5%
2002/03	1,046	30,543	25,225	17,338	56.8%
2001/02	1,183	31,115	26,694	18,310	58.8%
2000/01	1,241	31,193	26,272	18,244	58.5%
1999/00	1,356	31,508	26,685	18,671	59.3%
1998/99	1,457	31,663	26,354	18,550	58.6%
1997/98	1,607	31,712	27,234	18,351	57.9%
1996/97	1,708	31,911	27,201	18,510	58.0%
1995/96	1,776	32,011	26,983	18,065	56.4%
1994/95	1,933	32,206	27,582	17,592	54.6%
1993/94	2,091	32,897	28,366	17,947	54.6%

Source: Australian Stud Book

Please note: All figures are correct as of 31 July 2013.

* Figures cannot be supplied at this point in time.

CHART 4. BREEDING TRENDS



BREEDING DISTRIBUTION IN AUSTRALIA

TABLE 22. SHUTTLE STALLIONS IN AUSTRALIA 1993/94 – 2012/13

Season	Number of Shuttle Stallions	Total Stallions	% Shuttles to Total Stallions	No. of Mares Covered by Shuttles	Total Mares Covered	% Mares Covered by Shuttles	Av Book Per Shuttle Stallion
2012/13	33	728	4.5%	2,973	21,273	14.0%	90
2011/12	37	790	4.7%	3,772	22,562	16.7%	102
2010/11	37	823	4.5%	3,309	24,190	13.7%	89
2009/10	44	871	5.1%	3,929	24,612	16.0%	89
2008/09	43	891	4.8%	4,710	26,623	17.7%	110
2007/08	30	859	3.5%	2,912	24,584	11.8%	97
2006/07	60	879	6.8%	5,363	26,861	20.0%	89
2005/06	57	939	6.1%	4,994	27,171	18.4%	88
2004/05	62	967	6.4%	5,848	26,606	22.0%	94
2003/04	69	994	6.9%	5,092	25,526	19.9%	74
2002/03	68	1,046	6.5%	4,964	25,225	19.7%	73
2001/02	48	1,183	4.1%	3,728	26,694	14.0%	78
2000/01	41	1,241	3.3%	2,824	26,272	10.7%	69
1999/00	45	1,356	3.3%	3,111	26,685	11.7%	69
1998/99	50	1,457	3.4%	3,461	26,354	13.1%	69
1997/98	46	1,607	2.9%	3,677	27,234	13.5%	80
1996/97	43	1,708	2.5%	3,144	27,201	11.6%	73
1995/96	35	1,776	2.0%	2,566	26,983	9.5%	73
1994/95	22	1,933	1.1%	1,749	27,582	6.3%	80
1993/94	10	2,091	0.5%	827	28,366	2.9%	83

Source: Australian Stud Book

Please note: All figures are correct as of 31 July 2013

TABLE 23. BREEDING DISTRIBUTION BY STATE 2012/13

	NSW	VIC	QLD	WA	SA	TAS	ACT	NT	Total
Stallions	250	196	189	92	38	23	1	1	790
% of total	32%	25%	24%	12%	5%	3%	0%	0%	100%
Broodmares	8,638	5,718	4,616	2,829	1,178	582	169	62	23,792
% of total	36%	24%	19%	12%	5%	2%	1%	0%	100%
Mares Covered	10,411	5,361	3,517	2,237	665	365	4	2	22,562
% of total	46%	24%	16%	10%	3%	2%	0%	0%	100%
Foals	6,294	3,537	2,604	1,407	452	251	15	2	14,562
% of total	43%	24%	18%	10%	3%	2%	0%	0%	100%
Live Foals to Mares Returned	73%	62%	56%	50%	38%	43%	9%	3%	61%
Average Book per Stallion	41.6	27.4	18.6	24.3	17.5	15.9	0.0	2.0	28.6

Source: Australian Stud Book

Please note: All figures are correct as of 31 July 2013

TABLE 24. STALLION DISTRIBUTION BY STATE 2007/08 – 2012/13

Year	NSW	VIC	QLD	WA	SA	TAS	ACT	NT	Total
2012/13	242	169	181	81	30	23	1	1	728
2011/12	250	196	189	92	38	23	1	1	790
2010/11	260	195	211	94	36	25	1	1	823
2009/10	280	204	214	108	38	25	0	2	871
2008/09	293	208	217	102	45	22	1	3	891
2007/08	292	188	209	98	44	25	0	4	859

TABLE 25. BROODMARE DISTRIBUTION BY STATE 2007/08 – 2012/13

Year	NSW	VIC	QLD	WA	SA	TAS	ACT	NT	Total
2012/13	8,638	5,718	4,616	2,829	1,178	582	169	62	23,792
2011/12	8,638	5,718	4,616	2,829	1,178	582	169	62	23,792
2010/11	9,563	6,287	5,236	3,222	1,428	697	185	43	26,661
2009/10	9,993	6,620	5,646	3,463	1,544	750	182	40	28,238
2008/09	10,152	6,993	5,952	3,558	1,580	791	166	48	29,240
2007/08	10,631	7,100	6,204	3,581	1,673	810	154	51	30,204

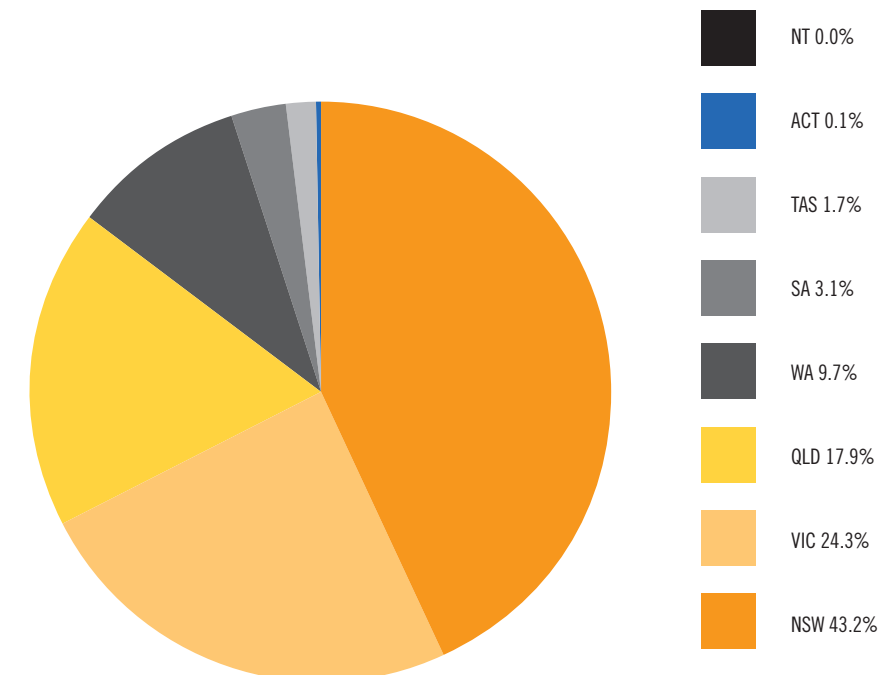
TABLE 26. FOAL DISTRIBUTION BY STATE 2007/08 – 2012/13

Year	NSW	VIC	QLD	WA	SA	TAS	ACT	NT	Total
2012/13	6,294	3,537	2,604	1,407	452	251	15	2	14,562
2011/12	6,294	3,537	2,604	1,407	452	251	15	2	14,562
2010/11	6,856	3,748	2,759	1,745	631	328	15	1	16,083
2009/10	6,908	3,798	2,872	1,816	634	341	34	6	16,409
2008/09	7,301	4,204	3,316	1,903	681	332	36	5	17,778
2007/08	6,524	4,336	2,737	1,960	703	389	34	3	16,686

Source: Australian Stud Book

Please note: All figures are correct as of 31 July 2013

CHART 5. AUSTRALIAN FOAL CROP DISTRIBUTION 2012/13



AUSTRALIA'S LEADING SIRES

TABLE 27. LEADING AUSTRALIAN SIRES BY PRIZEMONEY 2012/13

Stallion	Rnrs	Wnrs Total	Wnrs Stakes	Wins Total	Wins Stakes	Earnings	Top Season Earner	
1 Exceed and Excel	266	140	17	233	25	\$11,424,241	Overreach	\$2,342,800
2 Fastnet Rock	298	136	15	210	18	\$10,646,381	Super Cool	\$1,205,100
3 Commands	267	126	14	215	19	\$10,256,869	Epaulette	\$1,456,250
4 Lonhro	293	136	9	227	17	\$9,732,978	Pierro	\$1,590,500
5 Redoute's Choice	240	109	14	201	18	\$8,774,431	Royal Descent	\$559,530
6 Bel Esprit	295	155	5	249	8	\$7,367,049	Black Caviar	\$1,151,500
7 Snitzel	157	82	11	144	15	\$6,773,763	Sweet Idea	\$847,200
8 More Than Ready (USA)	271	131	9	216	14	\$6,509,820	Moreish	\$356,414
9 Stratum	240	111	5	174	6	\$6,030,798	Streama	\$546,000
10 Choisir	273	117	8	187	9	\$5,648,934	Proisir	\$475,230
11 Testa Rossa	254	117	6	196	9	\$5,571,048	Twilight Royale	\$487,000
12 Encosta de Lago	281	127	3	205	4	\$5,387,561	Riva de Lago	\$214,250
13 Not a Single Doubt	216	102	7	177	10	\$5,294,347	Miracles of Life	\$730,100
14 O'Reilly (NZ)	130	63	5	98	5	\$4,992,576	Sacred Falls (NZ)	\$1,325,500
15 High Chaparral (IRE)	70	35	3	68	8	\$4,902,117	It's a Dundeel (NZ)	\$2,113,660
16 Reset, 2000	186	81	7	144	12	\$4,840,359	Fawkner	\$513,500
17 Montjeu (IRE)	21	4	1	5	2	\$4,801,875	Green Moon (IRE)	\$4,329,500
18 Mossman	178	87	4	145	8	\$4,743,478	Buffering	\$744,500
19 General Nediym	179	89	6	153	11	\$4,687,973	Mrs Onassis	\$417,150
20 Zabeel (NZ)	146	49	9	76	12	\$4,671,863	Lights of Heaven (NZ)	\$601,800

Source: www.bloodhound.net.au

TABLE 28. LEADING AUSTRALIAN FIRST CROP SIRES BY PRIZEMONEY 2012/13

Stallion	Rnrs	Wnrs Total	Wnrs Stakes	Wins Total	Wins Stakes	Earnings	Top Season Earner	
1 Northern Meteor	46	18	3	27	3	\$1,880,251	Romantic Touch	\$387,210
2 Real Saga	31	9	1	15	2	\$1,579,585	Real Surreal	\$1,261,500
3 Sebring	59	16	3	23	4	\$1,436,405	Criterion (NZ)	\$450,950
4 New Approach (IRE)	18	4	1	5	1	\$463,135	Montsegur	\$232,900
5 Myboycharlie (IRE)	21	4	-	5	-	\$415,068	Charlie Boy	\$158,250
6 War Pass (USA)	19	3	1	5	1	\$369,375	Trichologist	\$192,700
7 Street Boss (USA)	14	5	-	7	-	\$280,081	Thiamandi	\$90,260
8 Warhead	7	3	-	7	-	\$257,350	Craiglea Cruz	\$177,200
9 Murtajill	28	4	-	4	-	\$235,950	Murtle Turtle	\$71,700
10 Reaan	18	2	-	2	-	\$197,860	I'm Too Sexy	\$122,000
11 Wordsmith	13	6	-	9	-	\$197,050	Geegees Velvet	\$65,250
12 Eavesdropper (USA)	16	5	-	7	-	\$167,495	Bold Eavey	\$65,600
13 Publishing	22	7	-	8	-	\$154,175	Print Money	\$32,150
14 Kheleyf (USA)	15	4	-	4	-	\$152,685	Korobete	\$77,100
15 Exceedingly Good	11	3	-	4	-	\$116,775	Hallside Rose	\$92,350
16 Mutawaajid	20	3	-	3	-	\$101,215	Velocity Miss	\$44,385
17 Duke of Marmalade (IRE)	21	2	-	2	-	\$92,270	Navelina	\$67,300
18 Kaphero	13	3	-	3	-	\$79,185	Jennyfromtheblock	\$18,575
19 Henrythenavigator (USA)	14	2	-	2	-	\$78,555	The Explorer	\$27,725
20 Astronomer Royal (USA)	13	2	-	2	-	\$77,485	Caribbean Blue	\$31,465

Source: www.bloodhound.net.au

TABLE 29. LEADING AUSTRALIAN SIRES – BROODMARE SIRES BY PRIZEMONEY – 2012/13

Stallion	Rnrs	Wnrs Total	Wnrs Stakes	Wins Total	Wins Stakes	Earnings	Top Season Earner	
1 Zabeel (NZ)	452	194	13	307	25	\$16,130,727	Ocean Park (NZ)	\$2,424,000
2 Danehill (USA)	589	282	13	455	19	\$12,845,767	Star of Giselle	\$450,050
3 Snippets	334	153	12	258	20	\$12,568,474	Fiveandahalfstar	\$2,581,280
4 Flying Spur	410	190	11	317	13	\$8,814,887	Zydeco	\$423,315
5 Encosta de Lago	333	145	5	231	7	\$7,174,428	Philippi	\$727,450
6 Canny Lad	350	165	9	267	9	\$6,388,036	Sessions	\$231,350
7 Redoute's Choice	155	86	9	132	9	\$6,254,150	Sacred Falls (NZ)	\$1,325,500
8 Last Tycoon (IRE)	265	120	8	212	8	\$5,725,995	Black Tycoon	\$287,938
9 Quest for Fame (GB)	234	83	5	121	7	\$5,442,190	Norzita (NZ)	\$918,050
10 Royal Academy (USA)	285	122	4	226	5	\$5,409,045	Twilight Royale	\$487,000
11 Grand Lodge (USA)	251	95	5	156	7	\$5,261,479	Appearance	\$981,900
12 Centaine, 1980	200	93	2	155	4	\$4,998,089	Linton	\$1,189,800
13 Octagonal (NZ)	251	103	5	157	8	\$4,942,566	Albrecht	\$365,800
14 Green Tune (USA)	2	1	1	2	2	\$4,330,085	Green Moon (IRE)	\$4,329,500
15 Desert Sun (GB)	74	36	2	58	7	\$4,116,799	All Too Hard	\$1,869,500
16 Rory's Jester	327	133	4	195	4	\$3,892,936	Koonoomoo	\$204,560
17 Thunder Gulch (USA)	208	92	4	155	8	\$3,805,805	Missy Longstocking	\$481,600
18 Scenic (IRE)	250	109	2	166	4	\$3,656,532	Eclair Surprise	\$271,050
19 Dehere (USA)	173	71	6	118	10	\$3,633,268	Academus	\$423,900
20 Danzero, 1991	240	103	-	176	0	\$3,583,603	Discreet	\$261,300

Source: www.bloodhound.net.au

TABLE 30. LEADING AUSTRALIAN SIRES – TWO YEAR OLDS BY PRIZEMONEY – 2012/13

Stallion	Rnrs	Wnrs Total	Wnrs Stakes	Wins Total	Wins Stakes	Earnings	Top Season Earner	
1 Exceed and Excel	44	16	7	27	13	\$5,320,480	Overreach	\$2,342,800
2 Northern Meteor	46	18	3	27	3	\$1,880,251	Romantic Touch	\$387,210
3 Snitzel	33	9	3	14	3	\$1,668,795	Sweet Idea	\$847,200
4 Real Saga	31	9	1	15	1	\$1,579,585	Real Surreal	\$1,261,500
5 Not a Single Doubt	43	13	3	20	5	\$1,476,303	Miracles of Life	\$730,100
6 Sebring	59	16	3	23	4	\$1,436,405	Criterion (NZ)	\$450,950
7 Fastnet Rock	47	10	3	12	3	\$1,357,970	Fast 'n' Rocking	\$392,550
8 Choisir, 1999	64	22	2	27	3	\$1,153,640	Resistant	\$173,360
9 Bel Esprit	44	14	-	19	-	\$979,665	Iconic	\$235,750
10 Charge Forward	26	11	3	13	3	\$880,345	Assail	\$213,750
11 Stratum	39	10	2	13	2	\$859,000	I'm All the Talk	\$229,650
12 More Than Ready (USA)	44	9	3	14	3	\$852,065	Regimental Pride	\$150,500
13 Testa Rossa	27	9	1	14	2	\$809,686	Twilight Royale	\$487,000
14 Sequalo	19	5	1	12	4	\$741,345	Missy Longstocking	\$481,600
15 Commands	30	8	-	9	-	\$544,135	Gregers	\$110,000
16 Oratorio	27	5	-	8	-	\$484,998	Princess Hollowell	\$134,500
17 Hidden Dragon	34	10	-	18	-	\$474,175	Mythologist	\$148,300
18 Tale of the Cat (USA)	28	4	2	6	2	\$473,745	Whittington	\$157,950
19 Reset	11	3	1	4	1	\$473,470	Ms Funovits	\$389,750
20 Statue of Liberty (USA)	28	8	-	9	-	\$469,490	Octane Flyer	\$108,000

Source: www.bloodhound.net.au

AUSTRALIA'S LEADING SIREs

TABLE 31. HISTORIC LEADING SIREs 1977/78 – 2012/13

	Stallion	Rnrs	Wnrs Total	Wnrs Stakes	Wins Total	Wins Stakes	Earnings
2012/13	Exceed and Excel	266	140	17	233	25	\$11,424,241
2011/12	Fastnet Rock	273	130	16	231	31	\$12,688,076
2010/11	Lonhro	241	129	14	229	20	\$8,743,094
2009/10	Redoute's Choice	270	138	14	193	18	\$9,085,612
2008/09	Encosta De Lago	316	147	11	227	15	\$9,922,090
2007/08	Encosta De Lago	312	132	12	204	16	\$10,442,843
2006/07	Flying Spur	248	129	17	218	24	\$10,465,326
2005/06	Redoute's Choice	177	89	12	151	20	\$11,095,730
2004/05	Danehill	219	110	21	188	36	\$11,468,820
2003/04	Danehill	226	104	13	156	21	\$7,939,511
2002/03	Danehill	215	116	21	192	24	\$7,099,634
2001/02	Danehill	202	109	26	187	32	\$7,805,297
2000/01	Danehill	188	93	13	161	21	\$7,750,263
1999/00	Danehill	188	108	15	203	21	\$7,844,280
1998/99	Zabeel	115	69	16	137	30	\$10,793,787
1997/98	Zabeel	103	58	7	131	16	\$7,310,015
1996/97	Danehill	121	56	15	105	28	\$6,199,689
1995/96	Danehill	91	52	14	109	30	\$7,217,423
1994/95	Danehill	61	36	8	61	18	\$4,421,034
1993/94	Last Tycoon	41	29	3	45	3	\$2,546,949
1992/93	Marscay	116	53	7	106	13	\$3,146,763
1991/92	Nassipour	46	24	7	51	17	\$5,007,156
1990/91	Marscay	129	54	5	118	13	\$3,915,131
1989/90	Sir Tristram	144	52	11	84	-	\$4,703,704
1988/89	Sir Tristram	124	52	10	94	-	\$3,900,890
1987/88	Zamazaa	106	38	4	70	-	\$3,290,042
1986/87	Sir Tristram	156	70	11	118	-	\$3,996,610
1985/86	Sir Tristram	146	54	8	99	-	\$1,959,465
1984/85	Sir Tristram	124	49	14	84	-	\$1,606,765
1983/84	Vain	94	57	10	157	-	\$1,508,175
1982/83	Sir Tristram	79	38	10	83	-	\$1,982,315
1981/82	Bletchingly	65	40	4	96	-	\$950,610
1980/81	Bletchingly	56	35	3	92	-	\$623,200
1979/80	Bletchingly	39	25	1	58	-	\$876,575
1978/79	Century	43	27	4	58	-	\$621,093
1977/78	Showdown	105	51	6	106	-	\$584,269

Source: www.bloodhound.net.au

TABLE 32. AUSTRALIAN SIREs BY ADVERTISED SERVICE FEE 2012/13

	Stallion	Advertised Service Fee (AUD)*	Mares Served	Stud	State Standing
1	Fastnet Rock (AUS) 2001	\$220,000	208	Coolmore Australia	NSW
2	Redoute's Choice (AUS) 1996	\$137,500	115	Arrowfield Group Pty Ltd	NSW
3	More Than Ready (USA) 1997	\$121,000	136	Vinery Stud (Australia) Pty Ltd	NSW
4	Lonhro (AUS) 1998	\$110,000	120	Darley	NSW
4	Street Cry (IRE) 1998	\$110,000	105	Darley	NSW
5	Encosta De Lago (AUS) 1993	\$82,500	68	Coolmore Australia	NSW
6	High Chaparral (IRE) 1999	\$77,000	158	Coolmore Australia	NSW
6	Medaglia D'Oro (USA) 1999	\$77,000	86	Darley	NSW
7	So You Think (NZ) 2006	\$66,000	168	Coolmore Australia	NSW
7	Sepoy (AUS) 2008	\$66,000	127	Darley	NSW
7	Exceed And Excel (AUS) 2000	\$66,000	116	Darley	NSW
8	Commands (AUS) 1996	\$55,000	123	Darley	NSW
8	Bernardini (USA) 2003	\$55,000	75	Darley	NSW
9	Stratum (AUS) 2002	\$44,000	135	Widden Stud Australia Pty Ltd	NSW
10	Street Sense (USA) 2004	\$38,500	52	Darley	NSW

Source: Australian Stud Book

TABLE 33. AUSTRALIAN SIREs BY MARES SERVED 2012/13

	Stallion	Advertised Service Fee (AUD)*	Mares Served	Stud	State Standing
1	Snitzel (AUS) 2002	\$33,000	249	Arrowfield Group Pty Ltd	NSW
2	Fastnet Rock (AUS) 2001	\$220,000	208	Coolmore Australia	NSW
3	Sebring (AUS) 2005	\$33,000	203	Widden Stud Australia Pty Ltd	NSW
4	Smart Missile (AUS) 2008	\$22,000	196	Arrowfield Group Pty Ltd	NSW
4	Myboycharlie (IRE) 2005	\$8,800	196	Vinery Stud (Australia) Pty Ltd	NSW
5	Snippetson (AUS) 2001	\$11,000	193	Widden Stud Australia Pty Ltd	NSW
6	Wanted (AUS) 2006	\$33,000	180	Eliza Park Stud	VIC
7	Blackfriars (AUS) 1996	\$16,500	178	Scenic Lodge Thoroughbred Stud	WA
8	Moshe (AUS) 2007	\$6,600	175	Eliza Park Stud	VIC
9	Reward For Effort (AUS) 2006	\$11,000	173	Chatswood Stud Holdings Pty Ltd	VIC
10	So You Think (NZ) 2006	\$66,000	168	Coolmore Australia	NSW

* All Service Fees include GST

Source: Australian Stud Book

Please note: All figures are correct as of 31 July 2013



Photo Courtesy of the Moonee Valley Racing Club

REGISTRATIONS



Photo Courtesy of Racing & Wagering Western Australia - Railway Stakes

AUSTRALIAN REGISTRATIONS

All horse registrations in Australia are recorded and administered by the Registrar of Racehorses. The functions of the Registrar of Racehorses include:

- Registration of all horses to race in Australia
- Naming of Racehorses
- Information of Visiting and Imported horses
- Processing and recording Transfers of Ownership

TABLE 34. AUSTRALIAN THOROUGHBRED REGISTRATIONS 1985/86 – 2012/13 (FIGURES FOR RACING YEAR)

Season	Total Registrations	Season	Total Registrations
2012/2013	12,684	1998/1999	14,177
2011/2012	12,872	1997/1998	13,847
2010/2011	12,971	1996/1997	14,772
2009/2010	13,256	1995/1996	14,063
2008/2009	14,293	1994/1995	14,762
2007/2008	13,570	1993/1994	15,845
2006/2007	13,988	1992/1993	15,539
2005/2006	13,618	1991/1992	16,845
2004/2005	14,012	1990/1991	15,607
2003/2004	13,586	1989/1990	16,918
2002/2003	14,332	1988/1989	18,147
2001/2002	14,139	1987/1988	18,439
2000/2001	14,573	1986/1987	18,939
1999/2000	14,445	1985/1986	18,851

TABLE 35. NUMBER OF HORSES REGISTERED EACH YEAR IN EACH STATE

NSW	VIC	QLD	WA	SA	TAS	ACT	NT	Other	Total
4,059	3,114	2,373	1,699	652	327	89	73	298	12,684

Source: Registrar of Racehorses

PROTECTED THOROUGHBRED HORSE NAMES

Horse names protected through the ISBC October 2012 as having met the necessary criteria of either being the sire of at least 15 Gr.1 winners or the dam of at least 2 Gr.1 winners and another black type winner

- ACCESSORIES
- ANABAA
- RED RANSOM
- UNBRIDLED'S SONG
- VOLTAGE

Horse names protected by being inducted into the Australian Racing Hall of Fame in 2013

- BLACK CAVIAR
- CARBINE
- CRISP
- DELTA
- STAR KINGDOM

Horse name protected by the IFHA under special application in October 2012

- BLACK CAVIAR

Horse name protected by the IFHA as the winner of a famous international race

- GREEN MOON (winner of the 2012 Melbourne Cup)

CHART 6. REGISTRATIONS BY SEX 2003/04 – 2012/13

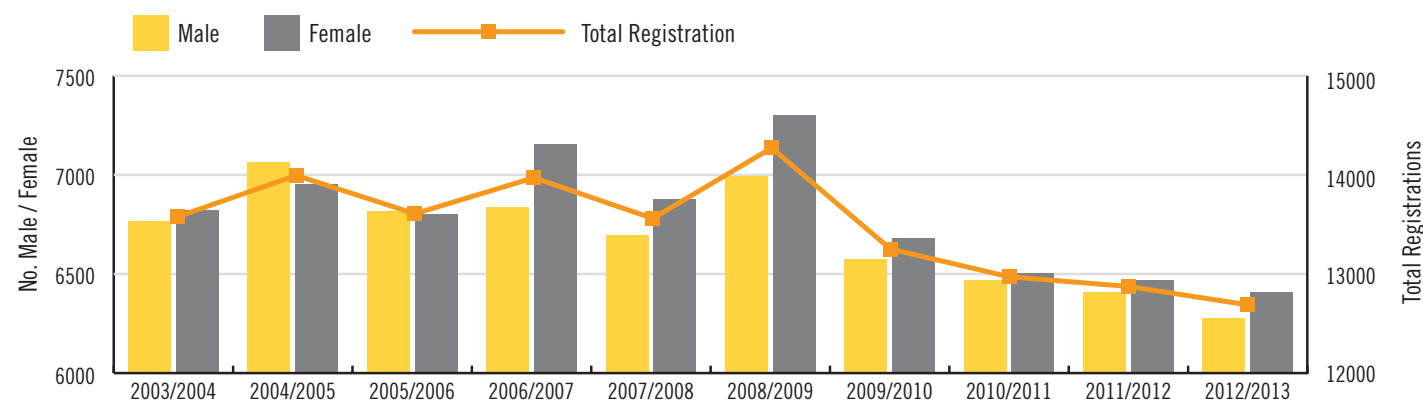


TABLE 36. NUMBER OF OWNERS PER HORSE 2003/04 – 2012/13

Season	One	Two	Three	Four	Five	Six	Seven	Eight	Nine	Ten +
2012/2013	5,037	2,807	983	846	498	458	303	312	303	1,137
2011/2012	5,070	2,952	1,020	879	561	468	380	360	344	838
2010/2011	5,043	3,069	1,017	877	577	480	386	333	375	814
2009/2010	5,241	3,391	1,056	894	581	444	328	343	319	659
2008/2009	5,720	3,665	1,107	999	520	537	359	372	320	694
2007/2008	5,291	3,547	1,130	924	519	459	365	337	315	683
2006/2007	5,466	3,736	1,136	942	563	512	350	340	283	660
2005/2006	5,180	3,727	1,120	972	547	470	346	342	255	659
2004/2005	5,379	4,034	1,102	953	524	514	366	288	253	599
2003/2004	5,324	3,898	1,037	1,003	508	492	298	292	235	499

Source: Registrar of Racehorses

TABLE 37. REGISTRATIONS BY SEX 2003/04 – 2012/13

Season	Male	Female
2012/2013	6,275	6,409
2011/2012	6,405	6,467
2010/2011	6,469	6,502
2009/2010	6,575	6,681
2008/2009	6,992	7,301
2007/2008	6,694	6,876
2006/2007	6,834	7,154
2005/2006	6,818	6,800
2004/2005	7,065	6,953
2003/2004	6,765	6,820

Source: Registrar of Racehorses

TABLE 38. REGISTRATIONS IN AUSTRALIA BY COUNTRY OF BIRTH 2003/04 – 2012/13

Season	AUS	NZ	USA	Other
2012/2013	11,939	621	25	99
2011/2012	12,131	633	33	75
2010/2011	12,207	683	11	70
2009/2010	12,695	500	9	52
2008/2009	13,652	576	12	53
2007/2008	12,939	585	16	30
2006/2007	13,407	523	15	43
2005/2006	12,815	750	12	41
2004/2005	13,222	749	19	22
2003/2004	12,866	684	21	15

TABLE 39. REGISTRATIONS BY AGE 2003/04 – 2012/13

Season	Yearling	2YO	3YO	4YO	5YO	6YO	7YO	8YO+
2012/2013	1,778	7,353	2,558	638	211	56	57	33
2011/2012	1,710	7,769	2,394	664	180	70	32	38
2010/2011	1,896	7,415	2,674	643	206	64	15	58
2009/2010	1,959	7,656	2,657	619	193	59	34	79
2008/2009	2,426	8,222	2,573	684	211	66	26	85
2007/2008	2,195	8,036	2,376	613	197	74	38	41
2006/2007	1,992	8,156	2,715	751	208	79	38	49
2005/2006	2,329	7,828	2,456	656	191	60	70	28
2004/2005	2,428	7,950	2,604	672	201	61	83	19
2003/2004	2,623	7,705	2,413	566	166	49	62	1

Source: Registrar of Racehorses

TABLE 40. TWO YEAR OLD REGISTRATIONS 2003/04 – 2012/13

Season of Reg.	Horses Reg.	Year of Foaling	Foals	% of Foals Reg.
2012/2013	7,353	2010	16,117	45.60%
2011/2012	7,769	2009	17,749	43.80%
2010/2011	7,415	2008	16,552	44.80%
2009/2010	7,656	2007	18,480	41.40%
2008/2009	8,222	2006	18,758	43.80%
2007/2008	8,036	2005	18,599	43.20%
2006/2007	8,156	2004	17,750	45.90%
2005/2006	7,828	2003	17,347	45.10%
2004/2005	7,950	2002	18,316	43.40%
2003/2004	7,706	2001	18,242	42.20%

Source: Registrar of Racehorses

AUSTRALIAN OWNERSHIP & SYNDICATION

TABLE 41. NUMBER OF INDIVIDUALS WHO OWN HORSES WHICH HAVE RACED 2012/13

NSW	VIC	QLD	WA	SA	TAS	ACT	NT	Overseas	Total
18,915	20,283	12,494	8,480	4,909	1,649	936	932	1,172	69,770

TABLE 42. NUMBER OF HORSE SYNDICATES 2012/13

NSW	VIC	QLD	WA	SA	TAS	ACT	NT	Overseas	Total
1,222	2,439	561	323	304	53	54	31	74	5,061

TABLE 43. NUMBER OF SYNDICATE MEMBERS 2012/13

NSW	VIC	QLD	WA	SA	TAS	ACT	NT	Overseas	Total
5,383	13,508	2,748	1,513	1,964	423	351	263	366	26,519

Source: Registrar of Racehorses



Photo Courtesy of Tasracing - Spy Wears Prado




Photo Courtesy of Racing Queensland

SALES



Photo Courtesy of Magic Millions

* Data in this section represented are according to the Financial Year

AUSTRALIAN SALES RESULTS

TABLE 44. AUSTRALIAN AUCTION SALES RESULTS 2012/13

Category	No. Sold	Gross Sales	Average	Median
Weanlings	694	\$14,070,890	\$20,275	\$7,000
Yearlings	3,972	\$259,520,232	\$65,337	\$30,000
2 Year Olds	216	\$8,795,250	\$40,179	\$27,000
Broodmares	1,443	\$48,380,825	\$33,528	\$7,500

Source: www.bloodhound.net.au

TABLE 45. MAJOR SALES RESULTS 2012/13

Sale	Sale Gross	Sale Mean	Top Price	Category	Breeding
Inglis Australian Easter Yearling	\$91,190,090	\$160,000	\$5,000,000	Yearling	Redoute's Choice - Helsing (B/BR C 20/09/2011)
Magic Millions Gold Coast Yearling	\$68,294,500	\$100,000	\$1,350,000	Yearling	Fastnet Rock - Smart Company (B C 20/08/2011)
Inglis Melbourne Premier Yearling	\$35,956,230	\$50,000	\$450,000	Yearling	Fastnet Rock - Bird of Fire (B C 02/11/2011)
Magic Millions Perth Yearling	\$11,298,500	\$30,000	\$260,000	Yearling	Lonhro - Most Secret (BR F 18/09/2011)
Inglis Classic Yearling	\$11,832,770	\$29,000	\$170,000	Yearling	Not a Single Doubt - Fleecing (B C 04/09/2011)
Magic Millions National Yearling	\$13,333,200	\$15,000	\$500,000	Yearling	Manduro (GER) - Endless (GB) (B F 14/10/2011)
Magic Millions Adelaide Yearling	\$7,218,500	\$16,000	\$145,000	Yearling	Snitzel - Eureka Jewel (B/BR F 01/09/2011)
Magic Million QTIS Yearling	\$6,209,500	\$17,000	\$170,000	Yearling	Charge Forward - Sequential (B C 22/10/2011)
Inglis Australian Broodmare	\$23,226,050	\$16,000	\$720,000	Broodmare	One World B M 2001
Magic Millions National Broodmare	\$29,832,650	\$13,000	\$1,550,000	Broodmare	Nechita B F 2009

Source: www.bloodhound.net.au



Photo Courtesy of Perth Racing

TABLE 46. YEARLING SALES RESULTS 2001/02 - 2012/13

Year	No. Sold	% Change	Average (\$)	% Change	Gross (\$)	% Change	Median (\$)	% Change
2012/13	3,972	2.50%	\$65,337	8.20%	\$259,520,232	10.90%	\$30,000	0.00%
2011/12	3,875	-8.35%	\$60,406	13.68%	\$234,071,700	-5.19%	\$30,000	25.00%
2010/11	4,646	-3.80%	\$53,138	0.20%	\$246,880,314	-3.60%	\$24,000	14.30%
2009/10	4,831	2.10%	\$53,009	2.50%	\$256,088,752	4.60%	\$21,000	10.50%
2008/09	4,730	-3.50%	\$51,741	-31.80%	\$244,733,852	-34.20%	\$19,000	-24.00%
2007/08	4,903	-7.80%	\$75,853	7.20%	\$372,003,961	-1.10%	\$25,000	4.20%
2006/07	5,319	8.20%	\$70,752	14.10%	\$376,328,109	23.50%	\$24,000	-4.00%
2005/06	4,914	1.60%	\$62,030	18.80%	\$304,816,100	20.60%	\$25,000	13.60%
2004/05	4,837	8.60%	\$52,232	5.30%	\$252,646,928	14.30%	\$22,000	-2.20%
2003/04	4,455	9.80%	\$49,612	20.90%	\$221,019,673	32.70%	\$22,500	12.50%
2002/03	4,057	-2.60%	\$41,048	1.20%	\$166,531,465	-1.50%	\$20,000	11.10%
2001/02	4,167	-1.30%	\$40,574	-1.70%	\$169,033,205	-3.00%	\$18,000	0.00%

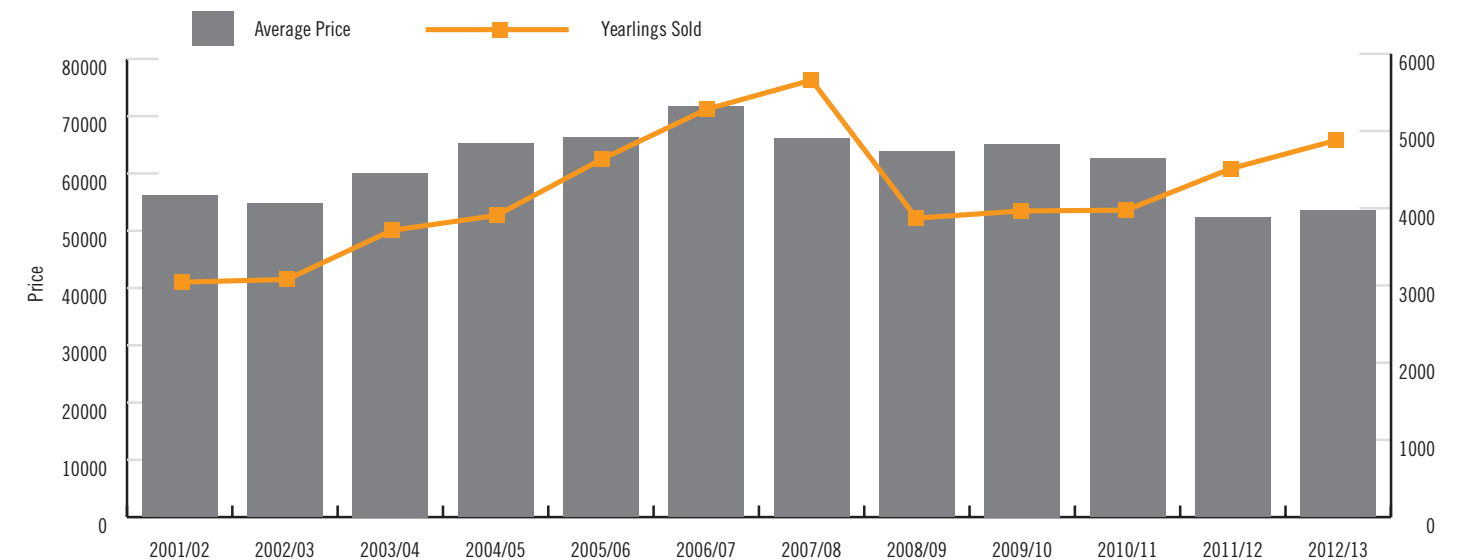
Source: www.bloodhound.net.au

TABLE 47. WEANLING SALES RESULTS 2001/02 - 2012/13

Year	No. Sold	% Change	Average (\$)	% Change	Gross (\$)	% Change	Median (\$)	% Change
2012/13	694	-38.40%	\$20,275	28.00%	\$14,070,890	-20.40%	\$7,000	27.30%
2011/12	1,127	14.89%	\$15,834	7.60%	\$17,686,200	22.51%	\$5,500	10.00%
2010/11	981	-14.50%	\$14,716	-32.60%	\$14,436,459	-42.30%	\$5,000	-37.50%
2009/10	1,147	16.90%	\$21,828	46.20%	\$25,036,850	71.00%	\$8,000	33.30%
2008/09	981	-19.80%	\$14,927	-41.80%	\$14,643,750	-53.30%	\$6,000	-25.00%
2007/08	1,223	-13.20%	\$25,635	10.50%	\$31,352,000	-4.10%	\$8,000	0.00%
2006/07	1,409	25.40%	\$23,202	8.80%	\$32,691,775	36.30%	\$8,000	6.70%
2005/06	1,124	6.70%	\$21,334	33.20%	\$23,979,100	42.20%	\$7,500	15.40%
2004/05	1,053	24.50%	\$16,011	6.40%	\$16,859,955	32.40%	\$6,500	0.80%
2003/04	846	-2.30%	\$15,051	31.60%	\$12,732,800	28.60%	\$6,450	41.40%
2002/03	866	-4.00%	\$11,435	0.50%	\$9,903,100	-3.50%	\$4,560	1.30%
2001/02	902	21.20%	\$11,379	32.90%	\$10,263,470	61.20%	\$4,500	28.60%

Source: www.bloodhound.net.au

CHART 7. YEARLING AUCTIONS RESULTS 2001/02 - 2012/13



AUSTRALIAN IMPORTS & EXPORTS

TABLE 48. TWO YEAR OLD SALES RESULTS 2001/02 - 2012/13

Year	No. Sold	% Change	Average (\$)	% Change	Gross (\$)	% Change	Median (\$)	% Change
2012/13	216	21.30%	\$40,179	-1.60%	\$8,795,250	21.00%	\$27,000	-10.00%
2011/12	178	-53.41%	\$40,829	48.77%	\$7,267,500	30.68%	\$30,000	255.32%
2010/11	382	-23.40%	\$27,444	14.90%	\$10,483,650	-12.00%	\$11,750	46.90%
2009/10	499	-5.80%	\$23,887	1.20%	\$11,919,700	-4.70%	\$8,000	-33.30%
2008/09	530	6.00%	\$23,602	-9.40%	\$12,508,800	-4.00%	\$12,000	-25.00%
2007/08	500	-17.50%	\$26,060	15.00%	\$13,030,150	-5.10%	\$16,000	60.00%
2006/07	606	3.90%	\$22,653	-3.40%	\$13,727,600	0.40%	\$10,000	-33.30%
2005/06	583	23.80%	\$23,447	14.60%	\$13,669,550	41.80%	\$15,000	50.00%
2004/05	471	52.40%	\$20,464	35.00%	\$9,638,450	105.70%	\$10,000	60.00%
2003/04	309	-8.80%	\$15,161	-20.50%	\$4,684,600	-27.50%	\$6,250	-3.80%
2002/03	339	-5.00%	\$19,066	-16.30%	\$6,463,400	-20.50%	\$6,500	-11.00%
2001/02	357	46.30%	\$22,772	9.80%	\$8,129,650	60.60%	\$7,300	-27.00%

Source: www.bloodhound.net.au

TABLE 49. BROODMARE SALES RESULTS 2001/02 - 2012/13

Year	No. Sold	% Change	Average (\$)	% Change	Gross (\$)	% Change	Median (\$)	% Change
2012/13	1,443	-8.70%	\$33,528	9.10%	\$48,380,825	-0.40%	\$7,500	7.10%
2011/12	1,581	-8.88%	\$30,720	17.80%	\$48,567,800	7.35%	\$7,000	55.55%
2010/11	1,735	-21.40%	\$26,077	-3.00%	\$45,243,350	-23.70%	\$4,500	-10.00%
2009/10	2,206	6.70%	\$26,883	7.80%	\$59,303,650	15.00%	\$5,000	11.10%
2008/09	2,068	-2.40%	\$24,927	-51.00%	\$51,549,659	-52.10%	\$4,500	-28.00%
2007/08	2,118	-2.00%	\$50,860	45.80%	\$107,720,775	42.80%	\$6,250	-16.70%
2006/07	2,858	29.90%	\$39,735	-2.10%	\$113,561,900	27.20%	\$7,000	-22.20%
2005/06	2,162	-1.70%	\$34,892	-14.00%	\$75,435,500	-15.50%	\$7,500	-16.70%
2004/05	2,200	4.40%	\$40,574	73.50%	\$89,262,075	81.20%	\$9,000	73.10%
2003/04	2,107	10.60%	\$23,385	25.40%	\$49,271,950	38.70%	\$5,200	30.00%
2002/03	1,905	1.40%	\$18,643	-22.90%	\$35,514,840	-21.80%	\$4,000	-27.30%
2001/02	1,879	22.50%	\$24,166	15.40%	\$45,408,502	41.30%	\$5,500	22.20%

Source: www.bloodhound.net.au

CHART 8. AUCTION RESULTS HORSES SOLD 2001/02 - 2012/13

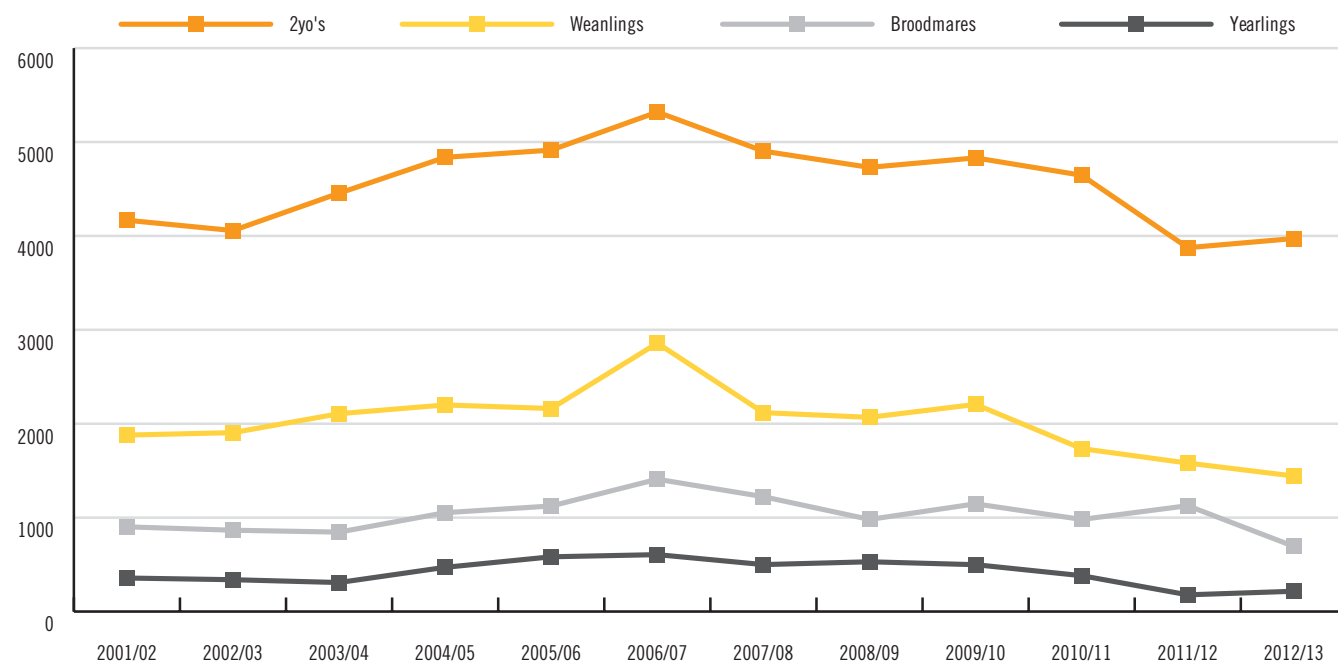


CHART 9. EXPORTS VS IMPORTS 2003/04 - 2012/13

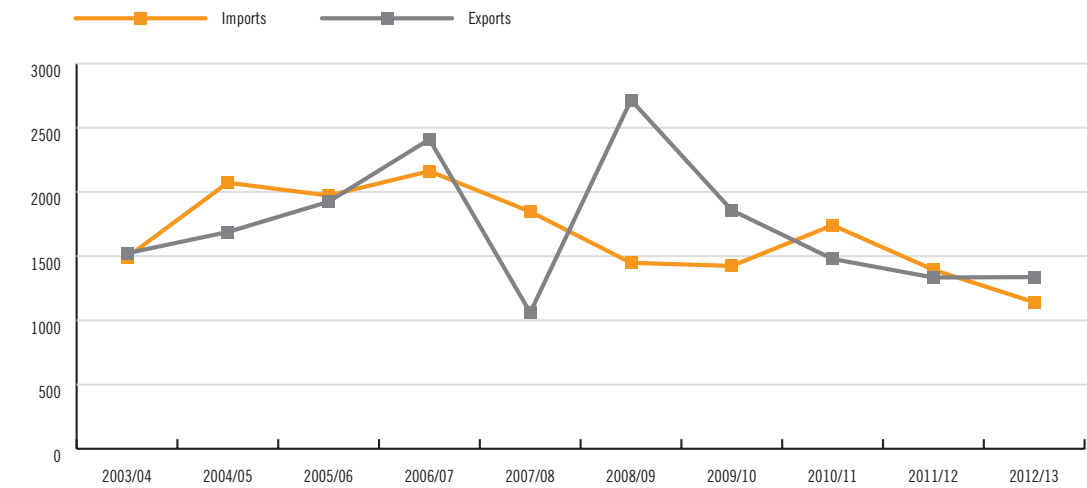


TABLE 50. EXPORTED AND IMPORTED BLOODSTOCK 2003/04 - 2012/13

	2003/04	2004/05	2005/06	2006/07	2007/08	2008/09	2009/10	2010/11	2011/12	2012/13	Total
Exports	1,523	1,688	1,924	2,410	1,061	2,716	1,857	1,478	1,334	1,337	18,875
Imports	1,492	2,072	1,972	2,162	1,847	1,448	1,424	1,741	1,394	1,141	16,693

Note: These figures only include permanently imported and exported Thoroughbreds
Source: Australian Stud Book at 31st July 2013

TABLE 51. AUSTRALIAN THOROUGHBRED EXPORTS BY COUNTRY 2002/03 - 2012/13

Country Exported To	2003/04	2004/05	2005/06	2006/07	2007/08	2008/09	2009/10	2010/11	2011/12	2012/13
ARGENTINA	-	-	-	-	1	11	-	6	-	-
CHILE	-	-	-	-	-	-	-	-	-	-
CHINA	78	18	-	3	1	202	44	94	14	106
FRANCE	0	7	5	1	8	1	2	2	3	4
GERMANY	-	-	-	-	-	-	-	-	-	-
GREAT BRITAIN	17	19	27	24	25	16	29	14	8	24
HONG KONG	140	121	131	129	119	182	148	121	128	159
INDIA	-	-	-	2	1	-	2	-	-	-
INDONESIA	-	-	3	11	-	11	2	5	-	-
IRAN	-	-	6	6	42	3	3	-	-	-
IRELAND	26	25	23	29	24	32	19	17	22	18
ITALY	-	-	1	4	-	1	1	-	-	2
JAPAN	34	33	22	46	22	20	15	19	11	11
KOREA	54	115	184	200	94	121	64	45	37	33
KUWAIT	-	-	-	-	-	-	-	-	-	-
LIBYA	-	-	-	-	-	-	18	-	3	-
MACAU	141	155	115	86	56	105	83	111	57	99
MALAYSIA	194	157	168	184	7	283	162	67	64	109
MAURITIUS	-	-	-	-	-	-	-	-	-	-
NEW CALEDONIA	-	7	6	3	2	8	-	2	11	-
NEW ZEALAND	484	655	723	1011	185	978	774	477	481	413
PHILIPPINES	72	101	108	184	143	145	62	71	99	50
SINGAPORE	145	148	206	214	190	379	269	284	233	211
SOUTH AFRICA	60	59	108	193	85	107	90	101	111	67
SPAIN	-	-	1	-	-	1	-	-	-	-
SWITZERLAND	-	-	-	-	-	-	-	-	-	-
THAILAND	29	26	36	21	18	43	18	20	24	-
UAE	7	6	13	23	1	13	26	3	4	8
USA	42	36	38	33	37	37	25	19	24	22
VENEZUELA	-	-	-	-	-	-	1	-	-	1
VIETNAM	-	-	-	3	-	17	-	-	-	-
TOTAL	1,523	1,688	1,924	2,410	1,061	2,716	1,857	1,478	1,334	1,337

Source: Australian Stud Book at 31st July 2013

INDUSTRY TRENDS




Photo Courtesy of Racing Queensland - Hawkspur

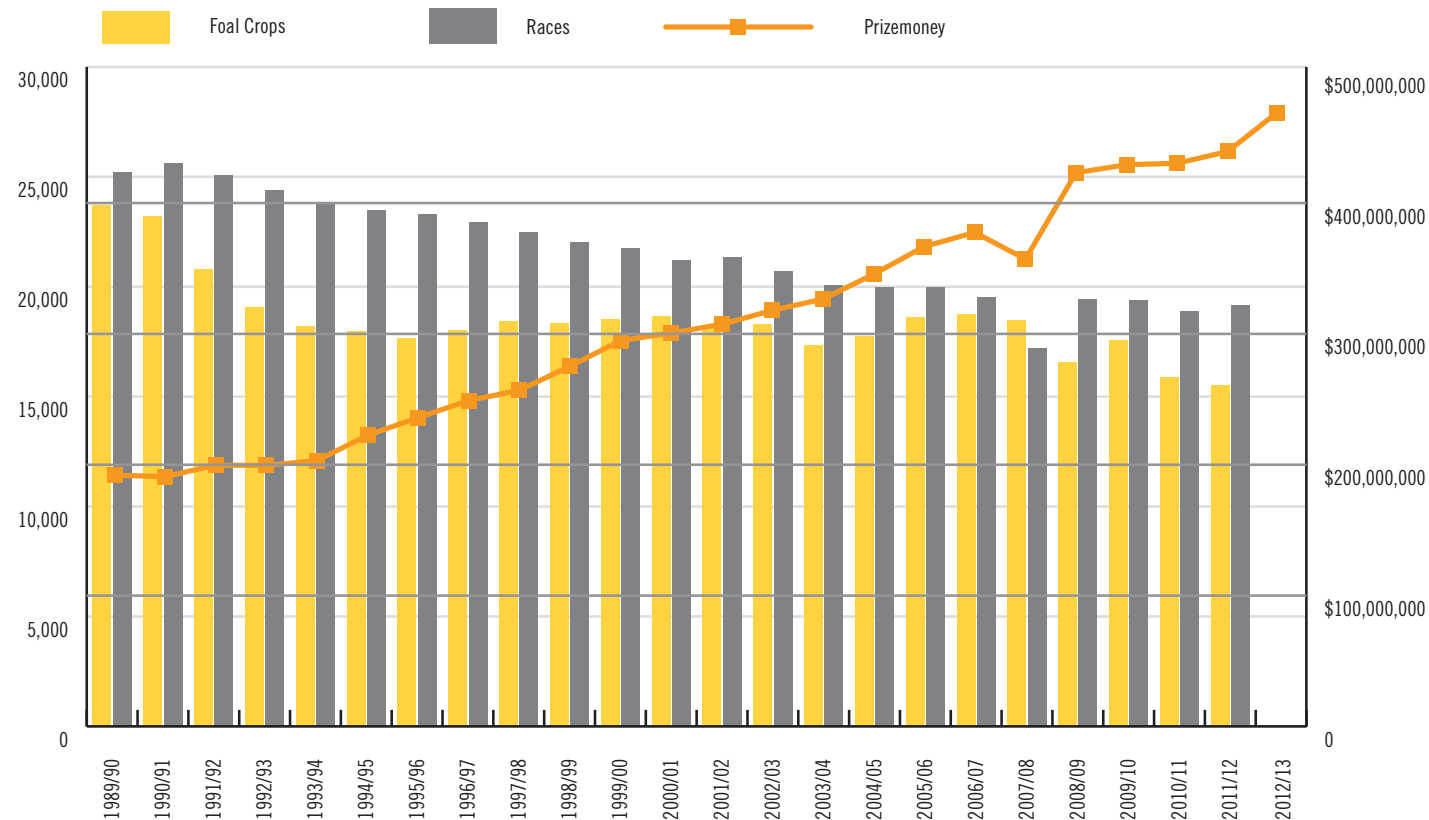
INDUSTRY TRENDS

TABLE 52. RACES, PRIZEMONEY AND FOAL CROPS 1990/91 – 2012/13

Season	Foal Crop	% Change	Races	% Change	Prizemoney	% Change
2012/13	*	*	19,626	2.39%	\$488,709,074	12.25%
2011/12	15,540	-2.22%	19,168	1.48%	\$435,385,165	1.64%
2010/11	15,893	-9.46%	18,888	-2.52%	\$428,339,959	0.26%
2009/10	17,553	6.05%	19,376	-0.32%	\$427,245,771	1.46%
2008/09	16,552	-10.43%	19,438	12.94%	\$421,095,273	18.60%
2007/08	18,480	-1.48%	17,211	-11.94%	\$355,043,530	-5.45%
2006/07	18,758	0.85%	19,545	-2.09%	\$375,512,579	2.97%
2005/06	18,599	4.78%	19,963	-0.03%	\$364,681,731	6.15%
2004/05	17,750	2.32%	19,968	-0.52%	\$343,550,700	5.84%
2003/04	17,347	-5.29%	20,072	-3.04%	\$324,586,453	2.74%
2002/03	18,316	0.41%	20,702	-2.92%	\$315,933,356	3.49%
2001/02	18,242	-2.29%	21,324	0.63%	\$305,293,254	2.24%
2000/01	18,670	0.66%	21,190	-2.64%	\$298,592,625	1.95%
1999/00	18,548	1.05%	21,764	-1.15%	\$292,869,666	7.18%
1998/99	18,355	-0.33%	22,018	-2.13%	\$273,249,565	7.21%
1997/98	18,416	2.28%	22,498	-1.91%	\$254,881,377	3.18%
1996/97	18,006	1.86%	22,935	-1.48%	\$247,036,322	5.56%
1995/96	17,678	-1.64%	23,280	-0.95%	\$234,020,189	6.13%
1994/95	17,972	-1.29%	23,503	-1.41%	\$220,497,827	9.61%
1993/94	18,207	-4.58%	23,840	-2.26%	\$201,174,190	1.88%
1992/93	19,080	-8.18%	24,390	-2.68%	\$197,461,251	-0.07%
1991/92	20,780	-10.41%	25,062	-2.16%	\$197,604,942	4.62%
1990/91	23,195	-2.12%	25,614	1.59%	\$188,873,179	-0.57%

* Figures cannot be supplied at this point in time.

CHART 10. RACES, PRIZEMONEY AND FOAL CROPS 1990/91 – 2012/13



PRIZEMONEY TRENDS

TABLE 53. STAKES & STANDARD RACE PRIZEMONEY 2000/01 – 2012/13

Year	Stakes Race Prizemoney	% Change	Standard Race Prizemoney	% Change	Total Prizemoney	% Change
2012/13	\$130,955,000	4.59%	\$357,754,074	15.34%	\$488,709,074	12.25%
2011/12	\$125,210,000	1.06%	\$310,175,165	1.88%	\$435,385,165	1.64%
2010/11	\$123,891,500	5.90%	\$304,448,459	-1.90%	\$428,339,959	0.26%
2009/10	\$117,027,000	-1.60%	\$310,218,771	2.70%	\$427,245,771	1.46%
2008/09	\$118,978,940	10.40%	\$302,116,950	22.20%	\$421,095,890	18.60%
2007/08	\$107,793,010	-5.32%	\$247,250,520	-5.51%	\$355,043,530	-5.45%
2006/07	\$113,852,695	1.77%	\$261,659,884	-3.83%	\$375,512,579	-2.20%
2005/06	\$111,872,700	7.23%	\$252,809,031	5.60%	\$364,681,731	6.07%
2004/05	\$104,328,071	2.13%	\$239,222,629	6.46%	\$343,550,700	5.18%
2003/04	\$102,155,473	1.18%	\$222,430,980	5.00%	\$324,586,453	3.83%
2002/03	\$100,962,330	4.99%	\$214,971,026	3.84%	\$315,933,356	4.19%
2001/02	\$96,166,080	8.71%	\$209,127,174	0.75%	\$305,293,254	3.03%
2000/01	\$88,461,650	-0.77%	\$210,130,975	1.96%	\$298,592,625	1.17%

CHART 11. STAKES AND STANDARD RACE PRIZEMONEY 2000/01 – 2012/13

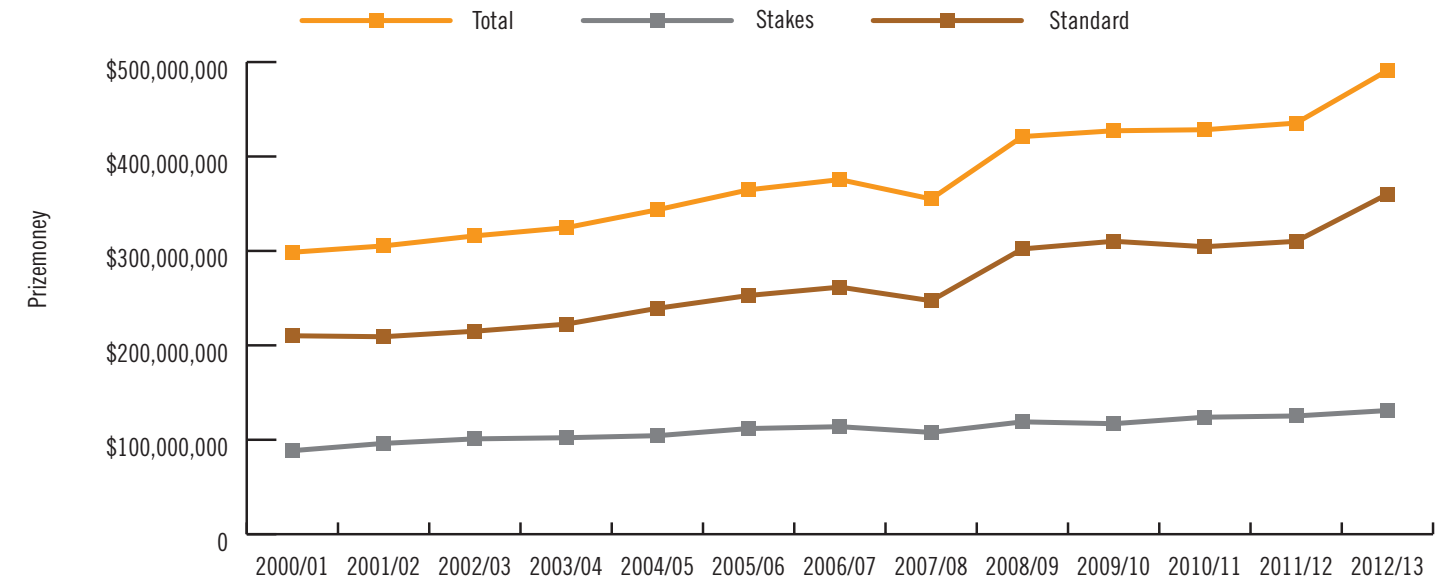


TABLE 54. PRIZEMONEY EARNED BY EACH INDIVIDUAL STARTER 2000/01 - 2012/13

Year	0\$	\$1-\$9,999	\$10,000-\$99,999	\$100,000-\$499,000	\$500,000+	Total
2012/13	4,308	15,288	10,186	659	48	30,489
2011/12	6,442	14,865	8,815	587	48	30,757
2010/11	7,193	14,880	8,468	595	45	31,181
2009/10	7,721	14,932	8,488	585	47	31,773
2008/09	7,706	14,594	8,685	627	47	31,659
2007/08	9,822	12,390	7,201	510	49	29,972
2006/07	9,809	13,447	7,582	533	48	31,419
2005/06	9,568	13,721	7,394	519	46	31,248
2004/05	9,763	13,715	7,052	466	41	31,037
2003/04	9,782	14,109	6,786	411	38	31,126
2002/03	10,127	14,453	6,631	386	42	31,639
2001/02	9,945	15,006	6,378	333	40	31,702
2000/01	9,646	15,429	6,194	330	38	31,637

AUSTRALIAN RACING TRENDS

TABLE 55. METROPOLITAN & COUNTRY RACE TRENDS 2001/02 – 2012/13

Year	Meetings	% Change	Metro Races	% Change	Country Races	% Change	Total Races	% Change
2012/13	2,742	2.50%	4,669	3.53%	14,977	2.18%	19,646	2.49%
2011/12	2,675	1.29%	4,510	-2.08%	14,658	2.63%	19,168	1.48%
2010/11	2,641	-1.97%	4,606	0.70%	14,282	-3.51%	18,888	-2.52%
2009/10	2,694	0.48%	4,574	-0.61%	14,802	-0.23%	19,376	-0.32%
2008/09	2,681	16.46%	4,602	11.48%	14,836	14.47%	19,438	12.94%
2007/08	2,302	-14.17%	4,128	-12.36%	12,961	-12.63%	17,211	-11.94%
2006/07	2,682	-2.54%	4,710	0.83%	14,835	-2.99%	19,545	-2.09%
2005/06	2,752	0.26%	4,671	-1.50%	15,292	0.43%	19,963	-0.03%
2004/05	2,745	-1.15%	4,742	-0.15%	15,226	-0.63%	19,968	-0.52%
2003/04	2,777	-4.47%	4,749	2.06%	15,323	-4.52%	20,072	-3.04%
2002/03	2,907	-2.78%	4,653	-6.68%	16,049	-1.71%	20,702	-2.87%
2001/02	2,990	0.03%	4,986	0.40%	16,328	0.64%	21,314	0.59%

TABLE 56. NUMBER OF RACE MEETINGS BY STATE 2001/02 – 2012/13

Year	NSW	VIC	QLD	SA	WA	TAS	NT	ACT	Australia
2012/13	759	566	736	202	295	78	79	27	2,742
2011/12	743	559	702	198	294	77	78	24	2,675
2010/11	727	546	686	198	302	75	77	30	2,641
2009/10	747	567	718	188	296	73	79	26	2,694
2008/09	755	553	720	180	299	73	79	22	2,681
2007/08	553	546	556	181	297	73	80	16	2,302
2006/07	748	560	723	180	303	77	78	13	2,682
2005/06	798	578	719	183	302	76	76	20	2,752
2004/05	782	572	741	181	297	77	75	20	2,745
2003/04	813	572	738	186	293	76	77	22	2,777
2002/03	814	577	853	191	292	75	81	24	2,907
2001/02	847	578	906	186	297	75	79	22	2,990

TABLE 57. NUMBER OF RACES BY STATE 2001/02 – 2012/13

Year	NSW	VIC	QLD	SA	WA	TAS	NT	ACT	Australia
2012/13	5,420	4,428	4,801	1,471	2,263	622	436	205	19,646
2011/12	5,302	4,355	4,525	1,498	2,238	628	437	185	19,168
2010/11	5,184	4,286	4,399	1,460	2,271	625	435	228	18,888
2009/10	5,323	4,472	4,701	1,432	2,224	594	433	197	19,376
2008/09	5,414	4,432	4,728	1,423	2,258	596	423	164	19,438
2007/08	4,115	4,417	3,823	1,428	2,252	623	431	122	17,211
2006/07	5,420	4,497	4,835	1,412	2,242	625	407	107	19,545
2005/06	5,674	4,686	4,737	1,439	2,235	619	409	164	19,963
2004/05	5,566	4,646	4,939	1,434	2,189	618	416	160	19,968
2003/04	5,682	4,623	4,950	1,471	2,151	608	414	173	20,072
2002/03	5,592	4,677	5,609	1,485	2,130	605	424	180	20,702
2001/02	5,855	4,655	5,946	1,447	2,194	597	418	202	21,314

TABLE 58. AGE OF INDIVIDUAL HORSES RACING 2001/02 – 2012/13

Year	2YO	3YO	4YO	5YO	6YO	7YO	8YO+	Total
2012/13	3,032	8,184	7,469	5,509	3,222	1,748	1,325	30,489
2011/12	3,117	7,836	7,924	5,451	3,324	1,730	1,375	30,757
2010/11	3,147	8,388	7,950	5,484	3,229	1,716	1,267	31,181
2009/10	3,294	8,498	8,038	5,525	3,300	1,782	1,336	31,773
2008/09	3,283	8,442	7,964	5,482	3,386	1,753	1,349	31,659
2007/08	3,020	8,070	7,590	5,328	3,120	1,700	1,144	29,972
2006/07	3,355	8,393	8,059	5,457	3,327	1,649	1,180	31,420
2005/06	3,470	8,635	7,904	5,477	3,027	1,621	1,114	31,248
2004/05	3,630	8,546	8,022	5,155	3,003	1,542	1,139	31,037
2003/04	3,601	8,877	7,725	5,205	2,969	1,611	1,138	31,126
2002/03	3,939	8,580	7,897	5,259	3,160	1,599	1,206	31,640
2001/02	3,852	8,752	7,878	5,337	3,043	1,608	1,232	31,702

STARTING TRENDS

TABLE 59. HORSES BY NUMBER OF WINS FOR THE 2012/13 SEASON

Year	0	1	2	3	4	5	6	7	8	9	10+
2012/13	18,355	7,304	3,020	1,168	454	131	39	12	4	2	0

TABLE 60. NUMBER OF INDIVIDUAL RUNNERS PER SEASON 2001/02 – 2012/13

Year	NSW*	VIC	QLD	SA	WA	TAS	NT	ACT	Australia	Duals
2012/13	10,812	8,957	7,336	2,998	4,053	1,065	662	1,022	30,489	6,416
2011/12	10,621	9,010	7,377	3,227	4,086	1,068	673	994	30,757	6,299
2010/11	10,490	9,020	7,724	3,235	4,162	1,114	637	1,169	31,181	6,370
2009/10	10,924	9,106	8,152	3,127	3,989	1,077	621	1,079	31,773	6,302
2008/09	10,037	9,224	8,160	3,033	3,806	1,118	615	940	31,659	5,274
2007/08	8,963	8,987	7,365	3,061	3,622	1,136	595	*	29,972	3,757
2006/07	10,754	9,335	8,314	3,268	3,540	1,093	587	*	31,420	5,471
2005/06	10,842	9,485	8,217	3,177	3,366	1,009	575	*	31,248	5,423
2004/05	10,645	9,315	8,291	3,152	3,307	1,008	538	*	31,037	5,219
2003/04	10,750	9,245	8,255	3,281	3,234	1,008	564	*	31,126	5,211
2002/03	10,710	9,539	8,564	3,188	3,163	1,010	584	*	31,640	5,118
2001/02	10,973	9,466	8,584	3,256	3,251	980	541	*	31,702	5,349

*NSW figures include the ACT

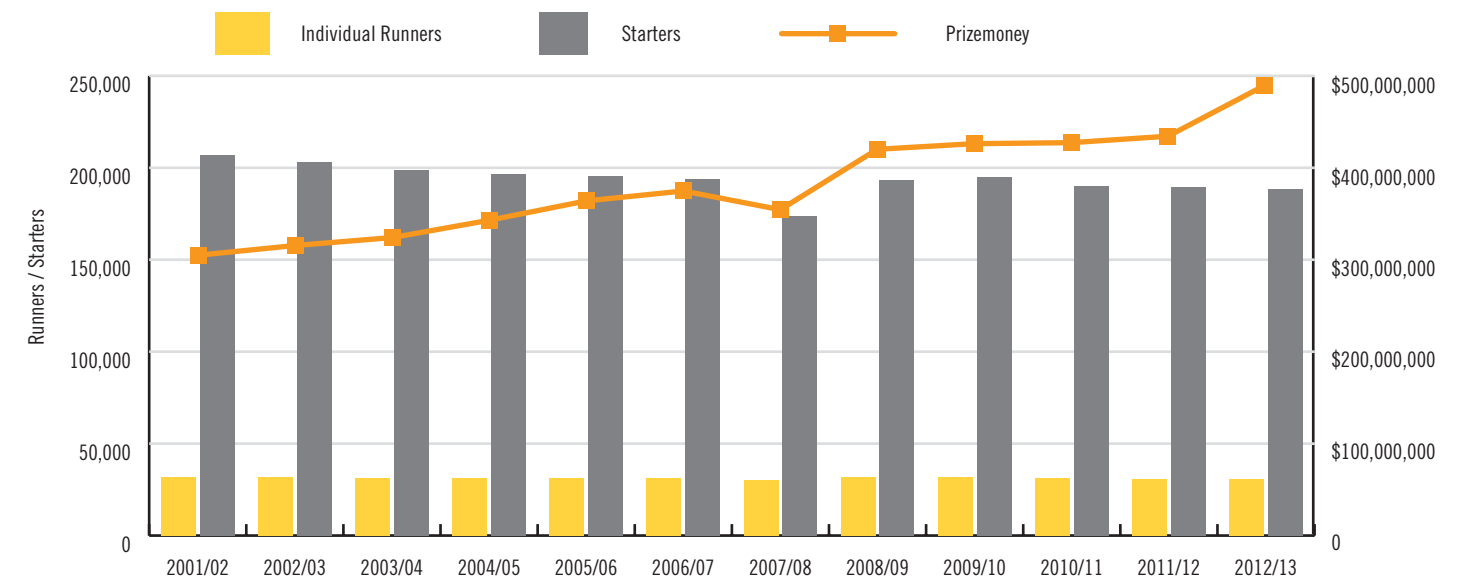
Note: Runners that have raced in more than one state are counted in each state total

TABLE 61. NUMBER OF STARTERS PER SEASON 2001/02 – 2012/13

Year	NSW	VIC	QLD	SA	WA	TAS	NT	ACT	Australia
2012/13	54,447	43,111	42,116	13,853	23,450	5,905	3,459	1,985	188,326
2011/12	53,552	42,919	42,772	14,609	23,965	6,178	3,611	1,809	189,415
2010/11	52,542	43,113	43,240	15,052	24,021	6,403	3,552	2,335	190,258
2009/10	55,081	44,165	46,311	14,411	23,290	5,893	3,515	2,070	194,736
2008/09	54,800	44,066	46,060	14,189	22,903	6,171	3,320	1,740	193,249
2007/08	41,955	45,466	38,382	14,416	22,157	6,712	3,208	1,245	173,541
2006/07	54,220	45,630	47,024	14,584	21,932	6,302	3,171	1,143	194,006
2005/06	54,870	47,154	46,902	14,718	21,329	6,101	3,017	1,629	195,720
2004/05	54,116	47,123	47,933	14,900	21,611	6,096	3,104	1,800	196,683
2003/04	56,796	47,397	48,307	15,480	21,737	5,868	3,224	*	198,809
2002/03	56,773	49,144	51,534	15,176	21,170	6,371	3,143	*	203,311
2001/02	59,201	48,861	52,210	15,207	22,274	6,032	3,085	*	206,870

*Indicates ACT figure is included in NSW

CHART 12. NUMBER OF INDIVIDUAL RUNNERS, STARTERS & PRIZEMONEY 2000/01 – 2012/13



CLASSIFICATIONS



Photo Courtesy of Vinery Stud

AUSTRALIAN - NEW ZEALAND CLASSIFICATIONS

The Australia-New Zealand Classifications represents, on an annual basis by way of an agreed criteria, the assessments of the quality performers from the Australasian thoroughbred racing season.

For consideration a horse must have won or been placed to sixth in a Group event or won a Listed race in Australia, New Zealand or another performance worthy of inclusion. The weight allotted each horse represents an assessment for a race within the indicated distance range at the end of the racing season in July.

TABLE 62. CHAMPION RACEHORSES BY RATINGS 1980/81 – 2012/13

Year	Horse	Age Sex	Rtg	Year	Horse	Age Sex	Rtg
2012/13	Black Caviar	6M	130	1998/99	Might and Power	5G	128
2011/12	Black Caviar	5M	130	1997/98	Might and Power	4G	127
2010/11	Black Caviar	4M	130	1996/96	Saintly	4G	125
2009/10	So You Think	3C	122	1995/96	Octagonal	3C	122
	Viewed	6H	122	1994/95	Jeune	6H	124
2008/09	Scenic Blast	4G	122	1993/94	Durbridge	6H	122
	Weekend Hussler	4G	122	1992/93	Schillaci	4G	124
2007/08	El Segundo	6G	123	1991/92	Let's Elope	4M	124
2006/07	Delta Blues	6H	120		Super Impose	7G	124
	El Segundo	5G	120	1990/91	Better Loosen Up	5G	128
	Miss Andretti	5M	120	1989/90	Almaarad	7H	124
	Pompeii Ruler	4G	120	1988/89	Beau Zam	4H	122
	Takeover Target	7G	120	1987/88	Rubiton	4H	125
2005/06	Makybe Diva	7M	124	1986/87	Bonecrusher	4G	125
2004/05	Makybe Diva	6M	124	1985/86	Bonecrusher	3G	122
2003/04	Lonhro	5H	120	1984/85	Red Anchor	3C	121
2002/03	Northerly	6G	124	1983/84	Emancipation	4M	123
2001/02	Sunline	6M	124	1982/83	Gurner's Lane	4G	124
2000/01	Sunline	5M	126	1981/82	Kingston Town	5G	127
1999/00	Sunline	4M	124	1980/81	Kingston Town	4G	128

Source: Australian Racing Board

TABLE 63. AUSTRALIAN TOP RACE CLASSIFICATIONS 2012/13

Rating	Race Name	Grp	Track	Date	Weight	Dist	Cat	Winner	Age
122.3	T J SMITH STAKES	G1	Randwick	13/04/2013	SWFA	1200	S	Black Caviar	6M
120.3	W S COX PLATE	G1	Moonee Valley	27/10/2012	SWFA	2040	I	Ocean Park	5H
119	CANTERBURY STAKES	G1	Rosehill	23/03/2013	SWFA	1300	S	Pierro	4H
118.8	GEORGE RYDER STAKES	G1	Rosehill	6/04/2013	SWFA	1500	M	Pierro	4H
118.8	ATC QUEEN ELIZABETH STAKES	G1	Randwick	27/04/2013	SWFA	2000	I	Reliable Man	6H
118.5	GEORGE MAIN STAKES	G1	Randwick	22/09/2012	SWFA	1600	M	Shoot Out	7G
118.5	VRC LIGHTNING STAKES	G1	Flemington	16/02/2013	SWFA	1000	S	Black Caviar	6M
118.3	DONCASTER HANDICAP	G1	Randwick	20/04/2013	HCP	1600	M	Sacred Falls	4H
118.3	CAULFIELD CUP	G1	Caulfield	20/10/2012	HCP	2400	L	Dunaden	8H
118.3	FUTURITY STAKES	G1	Caulfield	23/02/2013	SWFA	1400	M	All Too Hard	4H
118.3	WILLIAM REID STAKES	G1	Moonee Valley	22/03/2013	SWFA	1200	S	Black Caviar	6M
118	UNDERWOOD STAKES	G1	Caulfield	22/09/2012	SWFA	1800	M	Ocean Park	5H
118	HOBARTVILLE STAKES	G2	Rosehill	2/03/2013	SW	1400	M	Pierro	4H
117.3	DOOMBEN 10,000	G1	Doomben	25/05/2013	SWFA	1350	S	Epaulette	4H
117.3	L K S MACKINNON STAKES	G1	Flemington	3/11/2012	SWFA	2000	I	Alcopop	9G
117.3	CAULFIELD GUINEAS	G1	Caulfield	13/10/2012	SW	1600	M	All Too Hard	4H
116.8	ALL AGED STAKES	G1	Randwick	27/04/2013	SWFA	1400	M	All Too Hard	4H
116.8	DOOMBEN CUP	G1	Doomben	18/05/2013	SWFA	2000	I	Beaten Up	6G
116.8	MANIKATO STAKES	G1	Moonee Valley	26/10/2012	SWFA	1200	S	Sea Siren	5M
116.8	THE RUN TO THE ROSE	G3	Rosehill	1/09/2012	QHCP	1200	S	Pierro	4H
116.5	CHIPPING NORTON STAKES	G1	Warwick Farm	9/03/2013	SWFA	1600	M	Shoot Out	7G
116.5	VICTORIA RACING CLUB STAKES	G1	Flemington	10/11/2012	SWFA	1200	S	Mental	5G
116.3	MELBOURNE CUP	G1	Flemington	6/11/2012	HCP	3200	E	Green Moon	7H
116.3	CAULFIELD STAKES	G1	Caulfield	13/10/2012	SWFA	2000	I	Ocean Park	5H
116.3	TOORAK HANDICAP	G1	Caulfield	13/10/2012	HCP	1600	M	Solzhenitsyn	7G

Source: Australian Racing Board

TABLE 64. AUSTRALIAN - NEW ZEALAND CLASSIFICATIONS 2012/13 – 2YO (TOP 5 MALES)

Rating	Horse	Age Sex	Date	Track	State	Race	Group	Dist	Cat	Fin
112	Sidestep	2C	06-Apr-13	RHIL	NSW	GOLDEN SLIPPER STAKES	G1	1200	S	2
111	Criterion (NZ)	2C	23-Mar-13	RHIL	NSW	TODMAN SLIPPER TRIAL	G2	1200	S	1
110	Equator	2G	27-Apr-13	RAND	NSW	CHAMPAGNE STAKES	G1	1600	M	3
110	Fast 'N' Rocking	2C	23-Feb-13	CAUL	VIC	BLUE DIAMOND STAKES	G1	1200	S	2
110	Fuerza	2C	27-Apr-13	RAND	NSW	CHAMPAGNE STAKES	G1	1600	M	2

TABLE 65. AUSTRALIAN - NEW ZEALAND CLASSIFICATIONS 2012/13 – 2YO (TOP 5 FILLIES)

Rating	Horse	Age Sex	Date	Track	State	Race	Group	Dist	Cat	Fin
114	Overreach	2F	06-Apr-13	RHIL	NSW	GOLDEN SLIPPER STAKES	G1	1200	S	1
113	Guelph	2F	13-Apr-13	RAND	NSW	AJC SIRES PRODUCE STAKES	G1	1400	M	2
113	Miracles Of Life	2F	23-Feb-13	CAUL	VIC	BLUE DIAMOND STAKES	G1	1200	S	2
111	Scandiva	2F	13-Apr-13	RAND	NSW	AJC SIRES PRODUCE STAKES	G1	1400	M	2
109	Recite (NZ)	2F	30-Mar-13	AWAP	NZ	MANAWATU SIRES PRODUCE	G1	1400	M	2

TABLE 66. AUSTRALIAN - NEW ZEALAND CLASSIFICATIONS 2012/13 – 3YO (TOP 5 MALES)

Rating	Horse	Age Sex	Date	Track	State	Race	Group	Dist	Cat	Fin
122	All Too Hard	3C	23-Feb-13	CAUL	VIC	FUTURITY STAKES	G1	1400	M	1
122	Pierro	3C	23-Mar-13	RHIL	NSW	CANTERBURY STAKES	G1	1300	S	1
121	It's A Dundeel (NZ)	3C	30-Mar-13	RHIL	NSW	ROSEHILL GUINEAS	G1	2000	I	1
			13-Apr-13	RAND	NSW	AJC AUSTRALIAN DERBY	G1	2400	L	1
120	Epaulette	3C	13-Apr-13	RAND	NSW	T J SMITH STAKES	G1	1200	S	2
			25-May-13	DOOM	QLD	DOOMBEN 10,000	G1	1350	M	1
118	Super Cool	3G	09-Mar-13	FLEM	VIC	AUSTRALIAN CUP	G1	2000	I	1

TABLE 67. AUSTRALIAN - NEW ZEALAND CLASSIFICATIONS 2012/13 – 3YO (TOP 5 FILLIES)

Rating	Horse	Age Sex	Date	Track	State	Race	Group	Dist	Cat	Fin
116	Royal Descent	3F	20-Apr-13	RAND	NSW	AJC AUSTRALIAN OAKS	G1	2400	L	1
115	Norzita (NZ)	3F	23-Mar-13	RHIL	NSW	T A D KENNEDY STAKES	G1	1500	M	3
		3F	06-Apr-13	RHIL	NSW	STORM QUEEN STAKES	G1	2000	I	1
114	Commanding Jewel	3F	17-Oct-12	CAUL	VIC	THE THOUSAND GUINEAS	G1	1600	M	1
114	Snitzerland	3F	30-Mar-13	RHIL	NSW	THE GALAXY	G1	1100	S	2
		3F	16-Mar-13	W FM	NSW	ATC CHALLENGE STAKES	G2	1000	S	1
113	Dear Demi	3F	08-Nov-12	FLEM	VIC	VRC OAKS	G1	2500	L	1

TABLE 68. AUSTRALIAN - NEW ZEALAND CLASSIFICATIONS 2012/13 – 4YO & UP (TOP 5 MALES)

Rating	Horse	Age Sex	Date	Track	State	Race	Group	Dist	Cat	Fin
122	Dunaden (FR)	7H	20-Oct-12	CAUL	VIC	Caulfield Cup	G1	2400	L	1
122	Ocean Park (NZ)	4H	09-Mar-13	ELLS	NZ	Second Century Stakes	G1	2000	I	1
			27-Oct-12	M V	VIC	W S Cox Plate	G1	2040	I	1
122	Reliable Man (GB)	5H	27-Apr-13	RAND	NSW	ATC Queen Elizabeth Stakes	G1	2000	I	1
121	Mental	4G	10-Nov-12	FLEM	VIC	Victoria Racing Club Stakes	G1	1200	S	1
120	Americain (USA)	8H	20-Oct-12	CAUL	VIC	Caulfield Cup	G1	2400	L	4

TABLE 69. AUSTRALIAN - NEW ZEALAND CLASSIFICATIONS 2012/13 – 4YO & UP (TOP 5 MARES)

Rating	Horse	Age Sex	Date	Track	State	Race	Group	Dist	Cat	Fin
130	Black Caviar	6M	13-Apr-13	RAND	NSW	T J SMITH STAKES	G1	1200	S	1
			16-Feb-13	FLEM	VIC	VRC LIGHTNING STAKES	G1	1000	S	1
119	More Joyous (NZ)	6M	13-Oct-12	CAUL	VIC	TOORAK HANDICAP	G1	1600	M	4
115	Appearance	4M	06-Apr-13	RHIL	NSW	QUEEN OF THE TURF STAKES	G1	1500	M	1
115	Final Touch (NZ)	5M	19-Jan-13	TREN	NZ	TELEGRAPH HANDICAP	G1	1200	S	1
			09-Feb-13	TE R	NZ	WAIKATO SPRINT	G1	1400	M	1
115	Red Tracer	5M	22-Jun-13	E FM	QLD	TATTERSALL'S TIARA	G1	1400	M	1
			23-Mar-13	RHIL	NSW	T A D KENNEDY STAKES	G1	1500	M	2

Source: Australian Racing Board

Note - Distance Categories

Short - <1301m Middle - 1301m - 1800m Intermediate - 1801m - 2100m Long - 2101m - 2700m Extended - 2701m +

AUSTRALIAN - NEW ZEALAND CLASSIFICATIONS

The ANZ Classifications are an accurate tool in comparing the merits of horse's performances over time. From season 2000/01 onwards the weights of those horses listed have been aligned with those weights of the other age categories and weights prior to this season have been retrospectively adjusted in the list below. From 1 August 2005 Australia adopted the international standard in rating fillies and mares and no longer add a sex allowance of 5 rating points to their ratings

TABLE 70. HIGHEST RATING TWO YEAR OLDS 1995/96 – 2012/13

Year	Horse	Age	Wgt
2012/13	Overreach	2F	114
2011/12	Pierro	2C	118
2010/11	Sepoy	2C	118
2009/10	Crystal Lily	2F	113
2008/09	Phelan Ready	2G	115
2007/08	Sebring	2C	115
2006/07	Zizou	2C	110
2005/06	Miss Finland	2F	108
2004/05	Fashions Afield	2F	106
2003/04	Dance Hero	2C	111
2002/03	Hasna	2F	105
2001/02	Victory Vein	2F	107
2000/01	Viscount	2C	106
1999/00	Assertive Lad	2G	107
1998/99	Align	2C	107
1997/98	Prowl	2G	107
1996/97	Encounter	2C	111
1995/96	Merlene	2F	111

Source: Australian Racing Board

TABLE 71. HIGHEST RATING THREE YEAR OLDS BY DISTANCE 1995/96 – 2012/13

Year	3yo Sprint (to 1300m)	Age/ Sex	Wgt	3yo Middle (1301 - 1800m)	Age/ Sex	Wgt	3yo Intermediate (1801 - 2100m)	Age/ Sex	Wgt	3yo Long (2101m & beyond)	Age/ Sex	Wgt
2012/13	Pierro	3C	122	All Too Hard	3C	122	All Too Hard	3C	121	It's A Dundeel (NZ)	3C	121
2011/12	Sepoy	3C	123	Atlantic Jewel	3F	122	Atlantic Jewel	3F	121	Ethiopia	3G	117
2010/11	Star Witness	3C	116	Anacheeva	3C	116	Jimmy Choux	3C	117	Lion Tamer	3C	116
2009/10	Starspangledbanner	3C	121	So You Think	3C	122	So You Think	3C	122	Shoot Out	3G	117
2008/09	Duporth	3C	115	Whobegotyou	3G	117	Metal Bender	3G	115	Rebel Raider	3C	116
2007/08	Weekend Hussler	3G	122	Weekend Hussler	3G	122	No De Jou	3C	115	No De Jou	3C	155
2006/07	Gold Edition	3F	115	Haradasun	3C	117	Haradasun	3C	115	Fiumicino	3C	116
2005/06	God's Own	3C	116	He's No Pie Eater	3C	117	He's No Pie Eater	3C	115	Headturner	3G	115
2004/05	Alinghi	3C	118	Mentality	3G	117	Racing to Win	3G	116	De Beers	3C	109
2003/04	Exceed and Excel	3C	117	Savabeel	3C	115	Savabeel	3C	118	Plastered	3G	114
2002/03	Choisir	3C	118	Reset	3C	115	Niello	3C	114	Starcraft	3C	115
2001/02	Mistegic	3G	113	Bel Esprit	3C	112	Helenus	3C	108	Clangalang	3C	109
2000/01	North Boy	3G	113	Lonhro	3C	114	Viscount	3C	120	Don Eduardo	3C	112
1999/00	Assertive Lad	3G	112	Assertive Lad	3G	116	Universal Prince	3C	111	Universal Prince	3C	116
1998/99	Testa Rossa	3C	116	Redoute's Choice	3C	116	Fairway	3G	114			
1997/98	General Nediym	3C	118	Testa Rossa	3C	116	Sky Heights	3G	116	Sky Heights	3G	116
1996/97	Mouawad	3C	116	Sunline	3F	116	Encounter	3C	118	Gold Guru	3G	118
1995/96	Our Maizcay	3C	116	Encounter	3C	118	Gold Guru	3G	118	Ebony Grosve	3C	113
										Great Command **	3G	113
										Octagonal	3C	122

Source: Australian Racing Board



Photo Courtesy of Racing New South Wales - Sea Commands Photo by Janian McMillan

TABLE 72. HIGHEST RATING FOUR YEAR OLDS AND OVER BY DISTANCE 1995/96 – 2012/13

Year	4yo+ Sprint (to 1300m)	Age/ Sex	Wgt	4yo+ Middle (1301-1800m)	Age/ Sex	Wgt	4yo+ Intermediate (1801 - 2101m)	Age/ Sex	Wgt	4yo+ Long/Extended (2101m & beyond)	Age/ Sex	Wgt
2012/13	Black Caviar	6M	130	More Joyous (NZ)	6M	119	Ocean Park (NZ)	4H	122	Dunaden (FR)	7H	122
							Reliable Man (GB)	7G	122			
2011/12	Black Caviar	5M	130	Jimmy Choux (NZ)	4H	120	More Joyous (NZ)	5M	121	Americain (USA)	7H	123
				King Mufhasa (NZ)	7G	120						
2010/11	Black Caviar	4M	130	Hay List	6G	122	So You Think	4H	126	So You Think	4H	122
2009/10	All Silent	6G	119	Black Piranha	6G	119	Whobegotyou	4G	119	Viewed	6H	122
				Rangirangdoo	5G	119						
				Whobetgotyou	4G	119						
2008/09	Scenic Blast	4G	122	Weekend Hussler	4G	122	Maldivian	6G	118	C'est La Guerre	4G	117
2007/08	Apache Cat	5G	121	Apache Cat	5G	121	El Segundo	123	6G	Efficient	4G	120
2006/07	Miss Andretti	5M	120	El Segundo	5G	120	Pompeii Ruler	4G	120	Delta Blues	6H	120
	Takeover Target	7G	120									
2005/06	Takeover Target	6G	119	Lad of the Manor	6G	116	Eremein	4G	117	Makybe Diva	7M	124
2004/05	Private Steer	5M	116	Elvstroem	4H	118	Grand Armee	6G	120	Makybe Diva	6M	124
2003/04	Our Egyptian Raine	5M	113	Lonhro	5H	120	Lonhro	5H	118	Makybe Diva	5M	116
2002/03	Rubitano	5G	116	Lonhro	4H	117	Northerly	6G	124	Northerly	6G	122
	Spinning Hill	6M	116									
2001/02	Falvelon	5H	115	Sunline	6F	124	Northerly	5G	122	Ethereal	4M	119
2000/01	Sunline	5M	121	Sunline	5F	126	Sunline	5M	126	Fairway	4G	115
										Tie the knot	6G	115
1999/00	Sunline	4M	121	Sunline	4F	124	Tie the knot	5G	120			
1998/99	Dane Ripper	5M	119	Might and Power	5G	128	Might and Power	5G	127			
1997/98	Might and Power	4G	120	Might and Power	4G	126	Might and Power	4G	127			
1996/97	Mahogany	6G	121	Saintly	4G	125	Saintly	4G	125			
1995/96	Hareeba	5G	117	Dorieumus	5G	119	Dorieumus	4G	120			
				Mahogany	5G	119	Vintage	Crop	9G	120		

Source: Australian Racing Board



Photo Courtesy of Racing Queensland

WAGERING



Photo Courtesy of Australian Turf Club

* Data in this section represented are according to the Financial Year

AUSTRALIAN THOROUGHBRED WAGERING TURNOVER

TABLE 73. THOROUGHBRED WAGERING TURNOVER 2012/13

Wagering Form	NSW (\$M)	VIC (\$M)	QLD (\$M)	SA (\$M)	WA (\$M)	TAS (\$M)	ACT (\$M)	NT* (\$M)	Total (\$M)
TAB On Course	283.87	335.20	50.67	16.07	54.17	3.29	2.47	12.90	758.64
Retail	1,749.67	1,291.54	759.84	264.01	614.91	75.66	64.09	50.49	4,870.21
Phone	141.53	201.20	129.75	25.97	37.17	9.46	3.81	4.43	553.32
Internet	452.54	433.58	159.63	29.86	244.01	35.82	36.61	11.86	1,403.91
Total Off Course	2,343.74	1,926.31	1,049.21	319.85	896.08	120.94	104.51	66.78	6,827.42
Total Pari-Mutuel	2,627.61	2,261.51	1,099.88	335.92	950.25	124.23	106.98	79.67	7,586.05
Fixed Odds	765.09	531.61	591.99	142.69	83.00	46.44	6.93	59.63	2,227.38
Total TAB	3,392.70	2,793.12	1,691.87	478.61	1,033.26	170.67	113.91	139.30	9,813.44
Bookmaker Face to Face	126.69	153.48	63.65	1.19	29.78	1.04	6.24	4.70	386.77
Phone	119.34	204.05	21.94	10.19	7.30	0.00	0.31	847.97	1,211.10
Internet	189.91	15.70	0.00	0.00	3.75	0.00	2.15	2,838.84	3,050.35
Total Off Course	309.25	219.75	21.94	10.19	11.05	0.00	2.46	3,686.81	4,261.45
Total Bookmakers	435.93	373.23	85.59	11.38	40.83	1.04	8.70	3,691.51	4,648.21
TOTAL WAGERING	3,828.63	3,166.35	1,777.46	489.99	1,074.09	171.71	122.61	3,830.81	14,461.65

Source: TAB turnover provided by the TAB in each State.

-Bookmaking figures provided by the relevant department of racing in each State.

-WA no longer records bookmaker turnover on interstate product. WA bookmaker turnover includes a notional estimate of turnover on interstate product.

-NT bookmaker turnover by code figures are actuals. Split between phone and internet of total NT bookmaker turnover are actuals.

Splits between phone and internet within each code have been estimated based on total phone and internet figures.

TABLE 74. NEW SOUTH WALES THOROUGHBRED WAGERING TURNOVER 2006/07 – 2012/13

Wagering Form	2006/07 (\$M)	2007/08 (\$M)	2008/09 (\$M)	2009/10 (\$M)	2010/11 (\$M)	2011/12 (\$M)	2012/13 (\$M)
TAB On Course	277.44	268.52	358.85	436.66	405.24	337.11	283.87
Retail	2,347.57	2,152.89	2,327.94	2,256.96	2,048.53	1,871.61	1,749.67
Phone	274.43	247.34	261.91	244.69	200.92	170.45	141.53
Internet	341.54	351.20	374.83	397.74	406.73	440.73	452.54
Total Off Course	2,963.54	2,751.43	2,964.68	2,899.39	2,656.18	2,482.79	2,343.74
Total Pari-Mutuel	3,240.98	3,019.95	3,323.53	3,336.05	3,061.42	2,819.90	2,627.61
Fixed Odds	17.51	16.44	19.45	75.84	274.56	625.09	765.09
Total TAB	3,258.49	3,036.39	3,342.98	3,411.89	3,335.98	3,444.99	3,392.70
Bookmaker Face to Face	285.32	205.46	309.04	265.08	208.44	129.68	126.69
Phone	234.68	262.43	253.52	172.07	95.38	78.59	119.34
Internet	3.55	1.09	1.70	1.84	2.28	10.36	189.91
Total Off Course	238.23	263.52	255.22	173.91	97.66	88.95	309.25
Total Bookmakers	523.55	468.98	564.26	438.99	306.10	218.63	435.93
TOTAL WAGERING	3,782.04	3,505.37	3,907.24	3,850.88	3,642.08	3,663.62	3,828.63

TABLE 75. VICTORIAN THOROUGHBRED WAGERING TURNOVER 2006/07 – 2012/13

Wagering Form	2006/07 (\$M)	2007/08 (\$M)	2008/09 (\$M)	2009/10 (\$M)	2010/11 (\$M)	2011/12 (\$M)	2012/13 (\$M)
TAB On Course	204.30	222.36	283.30	375.41	348.53	317.95	335.20
Retail	1,733.52	1,598.39	1,688.05	1,558.28	1,456.97	1,389.90	1,291.54
Phone	394.07	373.29	366.06	321.91	271.90	240.03	201.20
Internet	228.23	277.90	308.19	326.61	355.83	376.27	433.58
Total Off Course	2,355.82	2,249.58	2,362.30	2,206.80	2,084.70	2,006.20	1,926.31
Total Pari-Mutuel	2,560.12	2,471.94	2,645.60	2,582.21	2,433.23	2,324.16	2,261.51
Fixed Odds	26.11	36.52	60.34	232.55	358.79	464.34	531.61
Total TAB	2,586.23	2,508.46	2,705.94	2,814.76	2,792.02	2,788.49	2,793.12
Bookmaker Face to Face	224.55	222.20	168.64	146.05	187.08	167.38	153.48
Phone	292.82	226.92	299.28	143.65	116.40	308.50	204.05
Internet	2.80	1.47	14.45	15.02	11.87	15.24	15.70
Total Off Course	295.62	228.39	313.73	158.67	128.27	323.74	219.75
Total Bookmakers	520.17	450.59	482.37	304.72	315.35	491.12	373.23
TOTAL WAGERING	3,106.40	2,959.05	3,188.31	3,119.48	3,107.37	3,279.61	3,166.35

TABLE 76. QUEENSLAND THOROUGHBRED WAGERING TURNOVER 2006/07 – 2012/13

Wagering Form	2006/07 (\$M)	2007/08 (\$M)	2008/09 (\$M)	2009/10 (\$M)	2010/11 (\$M)	2011/12 (\$M)	2012/13 (\$M)
TAB On Course	113.01	87.00	85.45	73.85	64.31	56.51	50.67
Retail	1,099.70	1,080.21	1,159.24	1,067.85	902.53	824.71	759.84
Phone	237.80	213.57	221.10	207.70	175.85	151.73	129.75
Internet	105.40	131.35	154.05	141.97	126.91	137.22	159.63
Total Off Course	1,442.90	1,425.13	1,534.39	1,417.52	1,205.29	1,113.66	1,049.21
Total Pari-Mutuel	1,555.91	1,512.13	1,619.84	1,491.37	1,269.60	1,170.17	1,099.88
Fixed Odds	20.90	22.46	50.16	168.24	413.28	533.50	591.99
Total TAB	1,576.81	1,534.59	1,670.00	1,659.61	1,682.88	1,703.67	1,691.87
Bookmaker Face to Face	129.50	96.81	114.92	94.04	68.94	59.85	63.65
Phone 97.95	94.18	113.02	81.52	63.64	95.38	35.36	21.94
Internet	0.00	0.00	0.00	0.00	0.00	0.00	0.00
Total Off Course	79.26	94.18	113.02	81.52	63.64	35.36	21.94
Total Bookmakers	208.76	190.99	227.94	175.56	132.58	95.21	85.59
TOTAL WAGERING	1,785.57	1,725.58	1,897.94	1,835.17	1,815.46	1,798.88	1,777.46

TABLE 77. SOUTH AUSTRALIAN THOROUGHBRED WAGERING TURNOVER 2006/07 – 2012/13

Wagering Form	2006/07 (\$M)	2007/08 (\$M)	2008/09 (\$M)	2009/10 (\$M)	2010/11 (\$M)	2011/12 (\$M)	2012/13 (\$M)
TAB On Course	25.84	23.13	23.15	22.51	22.30	22.28	16.07
Retail	368.20	355.34	386.59	362.61	321.35	288.82	264.01
Phone	51.70	46.32	45.58	43.96	35.94	32.33	25.97
Internet	58.60	48.00	56.82	62.58	88.35	70.54	29.86
Total Off Course	478.50	449.66	488.99	469.15	445.64	391.69	319.85
Total Pari-Mutuel	504.34	472.79	512.14	491.66	467.94	413.97	335.92
Fixed Odds	4.89	7.27	11.52	36.11	89.74	120.70	142.69
Total TAB	509.23	480.06	523.66	527.77	557.68	534.67	478.61
Bookmaker Face to Face	40.05	33.09	29.32	29.15	39.08	16.59	1.19
Phone	40.40	36.01	19.79	20.04	18.66	13.23	10.19
Internet	0.00	0.00	0.00	0.00	0.00	0.00	0.00
Total Off Course	40.40	36.01	19.79	20.04	18.66	13.23	10.19
Total Bookmakers	80.45	69.10	49.11	49.19	57.74	29.82	11.38
TOTAL WAGERING	589.68	549.16	572.77	576.96	615.42	564.49	489.99

TABLE 78. WESTERN AUSTRALIAN THOROUGHBRED WAGERING TURNOVER 2006/07 – 2012/13

Wagering Form	2006/07 (\$M)	2007/08 (\$M)	2008/09 (\$M)	2009/10 (\$M)	2010/11 (\$M)	2011/12 (\$M)	2012/13 (\$M)
TAB On Course	61.03	67.94	75.61	64.46	57.18	59.43	54.17
Retail	663.34	655.60	706.64	642.14	617.36	625.24	614.91
Phone	56.54	50.53	51.73	48.12	43.24	40.24	37.17
Internet	80.06	73.63	84.67	98.76	155.49	193.44	244.01
Total Off Course	799.94	779.76	843.04	789.02	816.09	858.92	896.08
Total Pari-Mutuel	860.97	847.70	918.65	853.48	873.27	918.35	950.25
Fixed Odds	7.24	10.20	15.98	43.86	46.49	54.49	83.00
Total TAB	868.21	857.90	934.63	897.34	919.75	972.84	1,033.26
Bookmaker Face to Face	66.42	62.26	58.95	58.26	50.67	38.02	29.78
Phone	14.06	17.78	17.42	14.68	16.89	9.34	7.30
Internet	4.20	6.21	5.47	3.62	4.86	3.43	3.75
Total Off Course	18.26	23.99	22.89	17.29	21.75	12.77	11.05
Total Bookmakers	84.68	86.25	81.84	76.56	72.42	50.79	40.83
TOTAL WAGERING	952.89	944.15	1,016.47	973.90	992.17	1,023.63	1,074.09

Note: WA no longer records bookmaker turnover on interstate product. WA bookmaker turnover includes a notional estimate of turnover on interstate product

AUSTRALIAN THOROUGHBRED WAGERING TURNOVER

TABLE 79. TASMANIAN THOROUGHBRED WAGERING TURNOVER 2006/07 – 2012/13

Wagering Form	2006/07 (\$M)	2007/08 (\$M)	2008/09 (\$M)	2009/10 (\$M)	2010/11 (\$M)	2011/12 (\$M)	2012/13 (\$M)
TAB On Course	6.22	6.66	6.09	5.85	5.71	4.98	3.29
Retail	230.51	232.49	195.88	110.31	105.93	97.16	75.66
Phone	23.38	21.55	22.08	22.31	20.52	16.60	9.46
Internet	17.19	90.79	237.22	366.61	529.38	441.14	35.82
Total Off Course	271.08	344.83	455.17	499.23	655.83	554.91	120.94
Total Pari-Mutuel	277.30	351.49	461.26	505.08	661.54	559.89	124.23
Fixed Odds	1.17	1.73	6.72	4.66	4.42	13.00	46.44
Total TAB	278.47	353.22	467.98	509.74	665.96	572.89	170.67
Bookmaker Face to Face	1.97	2.07	2.09	1.08	1.43	1.28	1.04
Phone	0.00	0.00	0.00	0.00	0.00	0.00	0.00
Internet	0.00	0.00	0.00	0.00	0.00	0.00	0.00
Total Off Course	0.00	0.00	0.00	0.00	0.00	0.00	0.00
Total Bookmakers	1.97	2.07	2.09	1.88	1.43	1.28	1.04
TOTAL WAGERING	280.44	355.29	470.07	511.62	667.39	574.17	171.71

TABLE 80. ACT THOROUGHBRED WAGERING TURNOVER 2006/07 – 2012/13

Wagering Form	2006/07 (\$M)	2007/08 (\$M)	2008/09 (\$M)	2009/10 (\$M)	2010/11 (\$M)	2011/12 (\$M)	2012/13 (\$M)
TAB On Course	4.27	5.77	3.34	2.56	2.52	2.19	2.47
Retail	63.71	55.87	66.75	78.27	74.46	76.77	64.09
Phone	17.82	9.18	8.78	6.17	5.12	4.06	3.81
Internet	33.52	49.21	50.75	37.08	36.99	30.40	36.61
Total Off Course	115.05	114.26	126.28	121.52	116.57	111.23	104.51
Total Pari-Mutuel	119.32	120.03	129.62	124.08	119.09	113.42	106.98
Fixed Odds	0.60	0.77	1.10	2.77	2.93	4.87	6.93
Total TAB	119.92	120.80	130.72	126.85	122.02	118.29	113.91
Bookmaker Face to Face	9.23	8.75	9.78	10.30	9.38	7.39	6.24
Phone	30.54	38.02	15.70	7.45	18.78	0.06	0.31
Internet	8.23	8.65	12.60	16.94	14.83	0.78	2.15
Total Off Course	38.77	46.67	28.30	24.39	33.61	0.84	2.46
Total Bookmakers	48.00	55.42	38.08	34.69	42.99	8.23	8.7
TOTAL WAGERING	167.92	176.22	168.80	161.54	165.01	126.52	122.61

TABLE 81. NT THOROUGHBRED WAGERING TURNOVER 2005/06 – 2012/13

Wagering Form	2006/07 (\$M)	2007/08 (\$M)	2008/09 (\$M)	2009/10 (\$M)	2010/11 (\$M)	2011/12 (\$M)	2012/13 (\$M)
TAB On Course	11.12	9.82	12.68	13.67	12.60	13.24	12.90
Retail	65.10	61.29	70.68	67.11	59.80	52.38	50.49
Phone	7.80	7.66	7.01	6.09	4.89	5.34	4.43
Internet	20.00	25.21	28.19	19.98	12.28	13.72	11.86
Total Off Course	92.90	94.16	105.88	93.18	76.97	71.44	66.78
Total Pari-Mutuel	104.02	103.98	118.56	106.85	89.57	84.68	79.67
Fixed Odds	1.93	1.66	2.28	17.10	48.67	52.13	59.63
Total TAB	105.95	105.64	120.84	123.95	138.24	136.81	139.30
Bookmaker Face to Face	14.28	9.99	9.45	8.24	7.28	6.69	4.70
Phone	N/A	N/A	N/A	1,286.96	1,085.49	948.93	847.97
Internet	N/A	N/A	N/A	1,946.60	2,151.88	2,253.14	2,838.84
Total Off Course	2,265.72	2,573.91	3,081.32	3,233.56	3,237.37	3,202.07	3,686.81
Total Bookmakers	2,280.00	2,583.90	3,090.77	3,241.80	3,244.65	3,208.76	3,691.51
TOTAL WAGERING	2,385.95	2,689.54	3,211.61	3,365.75	3,382.89	3,345.57	3,830.81

Note: Bookmaker phone and internet splits have been estimated based on total phone and internet figures

TABLE 82. THOROUGHBRED WAGERING TURNOVER 1996/97 – 2012/13

Year	Tote On Course (\$M)	TAB Retail (\$M)	TAB Phone & Internet (\$M)	Fixed Odds	Total TAB (\$M)	Bookmakers Face to Face (\$M)	Bookmakers Phone & Internet (\$M)	Total Bookmakers (\$M)	Total Wagering (\$M)
2012/13	758.64	4,870.21	1,957.23	2,227.38	9,813.44	386.766	4,261.45	4,648.21	14,461.65
2011/12	813.69	5,226.59	2,364.24	1,868.12	10,272.65	426.88	3,676.96	4,103.84	14,376.49
2010/11	918.39	5,586.93	2,470.34	1,238.88	10,214.54	572.3	3,600.96	4,173.26	14,387.79
2009/10	994.97	6,143.53	2,352.28	581.13	10,071.91	613	3,710.39	4,323.39	14,395.30
2008/09	848.47	6,601.70	2,278.97	167.55	9,896.69	702.19	3,834.27	4,536.46	14,433.15
2007/08	704.5	6,234.40	2,015.40	97.1	9,051.40	640.63	3,266.70	3,907.33	12,958.73
2006/07	703.23	6,610.70	1,948.00	80.4	9,342.33	771.3	2,976.30	3,747.60	13,089.93
2005/06	584.51	6,386.00	1,754.00	68.3	8,792.81	852.24	2,029.31	2,881.55	11,674.36
2004/05	589.2	6,396.80	1,722.40	55.6	8,764.00	953	1,983.60	2,936.60	11,700.60
2003/04	591.63	6,167.20	1,602.89	46.5	8,408.23	999.44	1,742.73	2,742.16	11,150.39
2002/03	601.3	5,964.00	1,524.00	N/A	8,089.30	1,045.51	1,389.28	2,434.79	10,524.09
2001/02	560	6,235.00	1,026.07	N/A	7,821.07	1,217.00	625	1,842.00	9,663.07
2000/01	572	6,490.00	1,079.00	N/A	8,141.00	881	518	1,399.00	9,540.00
1999/00	612	6,897.00	N/A	N/A	7,509.00	1,070.00	397	1,467.00	8,976.00
1998/99	575	6,667.00	N/A	N/A	7,242.00	1,008.00	427	1,435.00	8,677.00
1997/98	617	6,659.00	N/A	N/A	7,276.00	997	406	1,403.00	8,679.00
1996/97	697	6,533.00	N/A	N/A	7,230.00	1,045.00	366	1,411.00	8,641.00

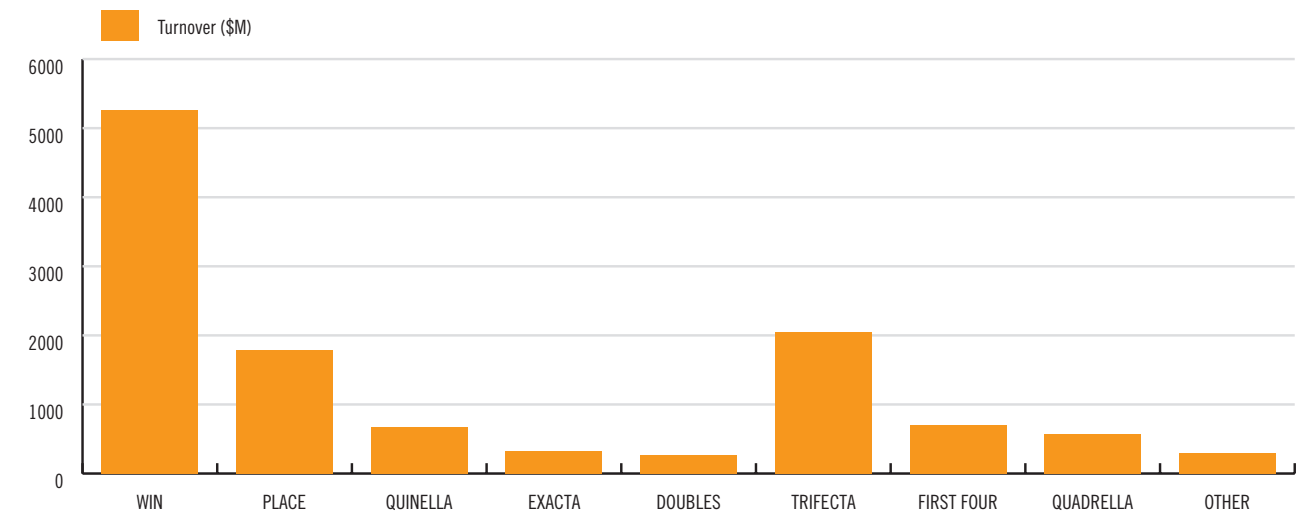
Note: Phone betting figures start at 1994/95, as this was the first year phone betting was legal in all states. . Phone and Internet Figures not collated for TABs before 2000

TABLE 83. ALL CODES PARI-MUTUEL BET TYPE DISTRIBUTION (\$) IN 2012/13

Bet Type	NSW (\$M)	VIC (\$M)	QLD (\$M)	SA (\$M)	WA (\$M)	TAS (\$M)	ACT (\$M)	NT (\$M)	Australia (\$M)
WIN	1,957.48	1,366.57	664.99	225.78	825.43	96.54	73.18	54.88	5,264.85
PLACE	573.72	456.2	247.65	77.8	358.47	35.52	21.67	17.07	1,788.10
QUINELLA	283.13	207.25	79.36	26.4	41.52	14.12	9.71	5.84	667.33
EXACTA	117.78	107.41	46.58	15.08	30.84	5.57	3.7	3.92	330.88
DOUBLES	81.58	139.91	22.72	8.42	8.33	4.68	3.79	0.81	270.24
TRIFECTA	532.95	536.89	360.4	112.64	428.56	31.47	19.8	29.08	2,051.79
FIRST FOUR	302.64	304.74	52.52	11.97	10.19	4.59	6.81	4.36	697.82
QUADRELLA	117.29	285.56	68.22	18.03	58.01	9.39	6.35	3.3	566.15
OTHER	41.52	38.58	47.3	14.66	148.95	2.94	0.63	2.23	296.81
TOTAL	4,008.09	3,443.11	1,589.75	510.77	1,910.30	204.83	145.64	121.49	11,933.98

Note: Not Including Fixed Odds
Other includes Big 6, Duet, Triwin, Treble, Favourite numbers etc

CHART 13. PARI-MUTUEL BET TYPE



OTHER FORMS OF GAMBLING

TABLE 84. GREYHOUND WAGERING TURNOVER 2012/13

Greyhound Turnover	NSW (\$M)	VIC (\$M)	QLD (\$M)	SA (\$M)	WA (\$M)	TAS (\$M)	ACT (\$M)	NT (\$M)	Australia (\$M)
TAB On Course	54.67	77.81	4.89	2.96	10.23	1.66	0.88	1.62	154.72
Retail	602.88	434.17	219.36	92.29	367.05	19.47	17.38	15.89	1,768.49
Phone	31.73	39.77	20.27	4.33	10.03	2.02	0.47	1.37	109.99
Internet	198.52	173.62	60.40	15.81	223.96	23.31	4.52	8.11	708.25
Total Off Course	833.13	647.56	300.03	112.43	601.03	44.81	22.37	25.37	2,586.73
Total Pari-Mutuel	887.80	725.37	304.92	115.39	611.26	46.46	23.25	26.99	2,741.44
Fixed Odds	115.75	75.02	0.98	0.34	5.24	0.15	0.18	0.09	197.75
Total TAB	1,003.55	800.39	305.90	115.73	616.50	46.61	23.43	27.08	2,939.19
Bookmakers Face to Face	7.39	0.60	0.39	0.74	N/A	0.37	0.36	-	9.85
Phone	4.56	N/A	N/A	0.01	N/A	0.00	0.00	180.54	185.11
Internet	4.45	N/A	N/A	N/A	N/A	0.00	0.02	604.43	608.90
Total Off Course	9.01	296.60	N/A	0.01	N/A	0.00	0.02	784.97	1,090.60
Total Bookmakers	11.83	297.20	0.39	0.75	N/A	0.37	0.38	784.97	1,095.89
TOTAL WAGERING	1,015.38	1,097.59	306.29	116.48	616.50	46.98	23.81	812.05	4,035.08

Note: In some jurisdictions turnover reported in respect of bookmakers fielding on greyhound racing includes bets taken on other codes
 NSW: All bookmaking turnover figures are gross turnover figures. Figures are comprised from OLGR processed data and annual analysis provided by major sports betting bookmakers. The completeness of these figures cannot be assured due to restriction of resources.

TABLE 85. HARNES WAGERING TURNOVER 2012/13

Harness Turnover	NSW (\$M)	VIC (\$M)	QLD (\$M)	SA (\$M)	WA (\$M)	TAS (\$M)	ACT (\$M)	NT (\$M)	Australia (\$M)
TAB On Course	32.53	40.12	3.45	2.93	14.59	1.71	0.18	0.96	96.47
Retail	330.75	279.88	130.17	63.66	213.82	15.30	10.74	9.69	1,054.01
Phone	23.94	38.40	17.44	5.39	10.03	1.91	0.42	0.57	98.10
Internet	105.45	97.83	33.87	9.45	97.54	15.21	4.07	3.59	367.01
Total Off Course	460.14	416.11	181.48	78.50	321.39	32.42	15.23	13.86	1,519.13
Total Pari-Mutuel	492.68	456.23	184.93	81.43	335.97	34.13	15.41	14.82	1,615.60
Fixed Odds	97.48	75.25	19.56	5.61	2.79	2.56	0.12	1.97	205.34
Total TAB	590.16	531.48	204.49	87.04	338.76	36.69	15.53	16.79	1,820.94
Bookmakers Face to Face	1.29	2.09	0.18	0.44	0.52	0.33	0.14	-	4.98
Phone	4.87	N/A	N/A	0.00	0.02	0.00	0.01	110.50	115.39
Internet	4.39	N/A	N/A	N/A	0.04	0.00	0.01	369.94	374.38
Total Off Course	9.26	N/A	N/A	0.00	0.06	0.00	0.01	480.44	489.77
Total Bookmakers	10.55	2.09	0.18	0.44	0.58	0.33	0.15	480.44	494.76
TOTAL WAGERING	600.71	533.57	204.67	87.48	339.34	37.02	15.68	497.23	2,315.70

Note: In some jurisdictions turnover reported in respect of bookmakers fielding on harness racing includes bets taken on other codes
 NSW: All bookmaking turnover figures are gross turnover figures. Figures are comprised from OLGR processed data and annual analysis provided by major sports betting bookmakers. The completeness of these figures cannot be assured due to restriction of resources.

TABLE 86. SPORTS WAGERING TURNOVER 2012/13

Sports Turnover	NSW (\$M)	VIC (\$M)	QLD (\$M)	SA (\$M)	WA (\$M)	TAS (\$M)	ACT (\$M)	NT (\$M)	Australia (\$M)
TAB Retail	431.42	281.67	93.73	47.09	90.39	5.64	8.39	4.57	962.90
Phone	91.65	56.98	12.60	2.47	6.19	1.03	0.22	0.79	171.93
Internet	255.06	128.25	42.43	10.00	35.10	12.80	3.30	5.85	492.79
Total TAB	778.14	466.92	148.76	59.56	131.68	19.46	11.91	11.21	1,627.64
Bookmakers Face to Face	51.35	N/A	0.00	0.29	-	0.00	8.03	-	59.67
Phone	38.93	N/A	N/A	0.99	-	0.00	0.22	519.99	560.13
Internet	0.00	N/A	N/A	N/A	-	0.00	3.16	1,740.83	1,743.99
Total Bookmakers	90.29	0.00	0.00	1.28	-	0.00	11.41	2,260.82	2,363.80
TOTAL SPORTS	868.43	466.92	148.76	60.84	131.68	19.46	23.32	2,272.03	3,991.44

NSW: All bookmaking turnover figures are gross turnover figures. Figures are comprised from OLGR processed data and annual analysis provided by major sports betting bookmakers. The completeness of these figures cannot be assured due to restriction of resources.

GAMBLING TURNOVER

TABLE 87. GAMBLING TURNOVER 1996/97 – 2012/13 (WAGERING AND GAMING)

Year	Thoroughbred Racing (\$M)	Harness & Greyhound Racing (\$M)	Total Racing (\$M)	Sports Betting (\$M)	Total all betting (\$M)
2012/13	14,461.65	6,350.78	20,812.43	3,991.44	24,803.87
2011/12	14,376.49	6,051.20	20,427.69	3,221.21	23,648.90
2010/11	14,387.79	5,780.15	20,167.94	3,333.41	23,501.35
2009/10	14,395.30	5,277.22	19,672.52	2,945.00	22,617.52
2008/09	14,433.21	4,936.26	19,369.47	2,573.31	21,942.78
2007/08	12,958.73	4,758.00	17,716.73	2,398.00	20,114.73
2006/07	13,089.93	4,504.35	17,594.28	1,849.00	19,443.28
2005/06	11,674.00	4,427.00	16,101.00	1,790.00	17,891.00
2004/05	11,700.69	4,254.60	15,955.29	1,657.18	17,612.47
2003/04	11,150.40	3,865.44	15,015.84	1,426.33	16,442.17
2002/03	10,524.11	3,401.20	13,925.31	1,584.79	15,510.10
2001/02	9,641.95	3,209.45	12,851.40	1,320.00	14,171.40
2000/01	9,563	2,371	11,934	880	12,814
1999/00	8,976	2,822	11,798	672	12,470
1998/99	8,677	3,046	11,723	461	12,184
1997/98	8,679	2,916	11,595	351	11,946
1996/97	8,641	2,740	11,381	216	11,597

CHART 14. THOROUGHBRED WAGERING TURNOVER 1995/96 – 2012/13

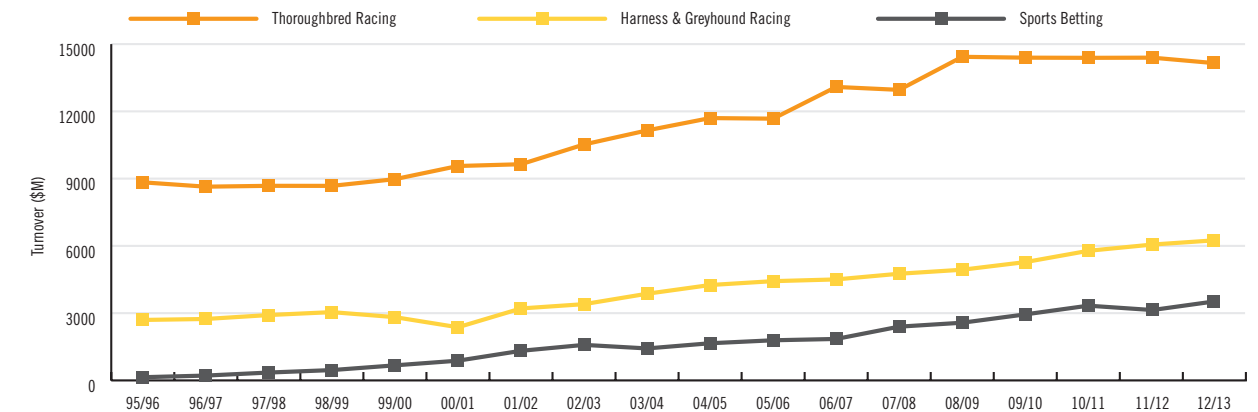
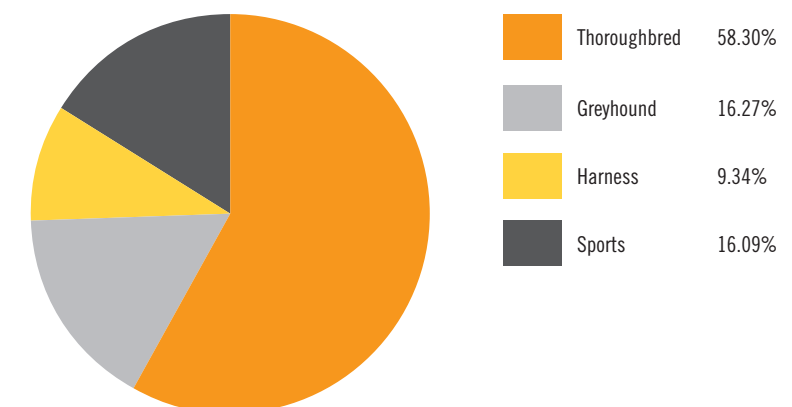


TABLE 88. THOROUGHBRED, HARNES & GREYHOUND TURNOVER BY STATE 2012/13 (TAB & BOOKMAKER)

Racing Code	NSW (\$M)	VIC (\$M)	QLD (\$M)	SA (\$M)	WA (\$M)	TAS (\$M)	ACT (\$M)	NT (\$M)	Total (\$M)
Thoroughbred	3,828.63	3,166.35	1,777.46	489.99	1,074.09	171.71	122.61	3,830.81	14,461.65
Greyhound	1,015.38	1,097.59	306.29	116.48	616.50	46.98	23.81	812.05	4,035.08
Harness	600.71	533.57	204.67	87.48	339.34	37.02	15.68	497.23	2,315.70
Sports	868.43	466.92	148.76	60.84	131.68	19.46	23.32	2,272.03	3,991.44

CHART 15. WAGERING TURNOVER BY CODE



INTERNATIONAL



Photo Courtesy of Ultimate Racing Photos - Bel Sprinter (G1 Krisflyer Sprint, Singapore)

INTERNATIONAL RACING

TABLE 89. LEADING RACING COUNTRIES 2012

Country	Flat Races			Jumps Races			Prizemoney*	Betting*
	Races	Runners	Starts	Races	Runners	Starts		
ARGENTINA	5,558	11,653	57,716				\$91,546,290	\$288,613,996
AUSTRALIA	19,534	30,371	187,616	92	217	710	\$490,078,161	\$9,808,300,000
AUSTRIA	47	170	394				\$450,045	
BAHRAIN	193	252	1,919				\$885,359	\$242,947,800
BELGIUM	176	560	1,728	4	45	48	\$1,780,751	
BRAZIL	4,153	6,332	33,559				\$35,184,080	\$235,644,653
CANADA	4,295	6,547	33,372				\$122,057,551	\$1,449,268,520
CHILE	4,821	3,961	54,084				\$30,678,661	\$309,511,149
CROATIA	30	103	30				\$53,846	
CYPRUS	1,024	1,307	10,044				\$11,051,053	\$86,899,273
CZECH REPUBLIC	311	886	3,874	154	414	1,659	\$2,254,479	\$1,465,850
DENMARK	276	675	2,970				\$2,755,064	
FRANCE	4,878	9,207	54,387	2,256	4,198	22,931	\$264,662,816	\$14,137,410,563
GERMANY	1,314	2,443	12,390	25	37	207	\$18,257,180	\$129,490,655
GREAT BRITAIN	6,107	9,614	58,593	3,540	7,673	31,581	\$166,221,355	\$16,530,551,134
GREECE	832	711	5,756				\$7,299,300	\$119,830,673
HONG KONG	769	1,283	9,653				\$121,151,769	\$13,273,715,492
HUNGARY	304	455	2,857	6	3	41	\$1,029,693	\$3,108,992
INDIA	3,235	4,585	30,573				\$22,719,083	\$546,845,249
IRELAND	1,084	2,273	11,524	1,432	4,262	17,358	\$63,717,750	\$4,045,940,583
ITALY	3,160	4,811	27,639	171	354	1,271	\$49,545,946	\$1,437,144,116
JAPAN	16,717	23,206	181,520	133	245	1,682	\$1,127,251,508	\$38,464,068,880
KOREA	1,873	3,419	21,318				\$161,631,900	\$6,420,525,537
LEBANON	361	259	1,921				\$815,746	\$13,967,654
MACAU	498	614	5,993				\$19,383,669	\$291,935,582
MALAYSIA	737	1,175	9,188				\$14,224,353	\$278,002,905
MAURITIUS	308	426	2,710				\$5,042,217	\$193,003,030
MEXICO	1,358	1,102	13,376				\$4,413,671	\$20,555,177
MOROCCO	1,266	1,603	11,347				\$6,880,076	\$703,818,697
NETHERLANDS	31	71	232				\$170,038	\$35,702,177
NEW ZEALAND	2,949	5,319	31,488	112	48	937	\$40,135,990	\$537,459,812
NORWAY	265	569	2,750	9	17	75	\$4,934,729	\$710,361,406
OMAN	145	412	2,049				\$2,417,417	\$0
PANAMA	1,348	840	9,436				\$9,105,039	\$43,946,729
PERU	2,143	1,766	18,200				\$6,836,525	\$37,844,799
POLAND	523	804	3,808	23	18	136	\$1,767,812	\$3,804,333
QATAR	419	662	4,861				\$9,626,918	
SAUDI ARABIA	607	1,674	7,602				\$12,566,548	
SERBIA	176	263	1,200				\$345,310	
SINGAPORE	993	1,395	10,979				\$60,252,713	\$1,386,068,293
SLOVAKIA	120	378	1,031	22	57	153	\$796,499	\$147,893
SOUTH AFRICA	3,833	7,043	44,879				\$40,274,740	\$1,344,876,458
SPAIN	469	847	4,260				\$6,911,181	\$20,675,721
SWEDEN	668	1,348	6,276	26	48	170	\$11,656,228	\$1,979,044,179
SWITZERLAND	164	339	1,529	34	42	243	\$3,019,971	\$130,248,137
TUNISIA	415	619	3,756				\$2,212,742	
TURKEY	2,357	2,810	23,251				\$76,632,865	\$1,715,628,763
UAE	320	1,194	4,026				\$47,196,306	
USA	44,929	56,916	356,197	157	305	1,173	\$1,034,301,321	\$11,942,572,778
URUGUAY	1,166	2,566	11,660				\$11,531,394	\$33,347,803
VENEZUELA	2,958	3,165	27,688				\$28,820,989	\$221,235,952
TOTAL	152,217	221,003	1,425,209	8,196	17,983	80,375	\$4,254,536,644	\$129,175,531,397

Source: International Federation Of Horse Racing
Calculated on exchange rate of \$1 AUD = 1.42 EUR (15/10/2013)

TABLE 90. INTERNATIONAL BREEDING 2012

Country	Stallions	Mares	Foals
ARGENTINE	837	13,354	9,198
AUSTRALIA	1,027	29,171	20,349
AUSTRIA	5	16	14
BAHRAIN	25	82	64
BELGIUM	71	461	448
BRAZIL	226	3,440	2,813
CANADA	325	2,683	4,338
CHILE	117	2,261	1,694
CROATIA	99	228	27
CYPRUS	45	689	504
CZECH REPUBLIC	40	477	247
DENMARK	15	185	115
FRANCE	1,590	25,801	17,434
GERMANY	275	2,529	1,348
GREAT BRITAIN	217	6,667	4,366
GREECE	25	126	39
HUNGARY	65	364	231
INDIA	168	5,986	1,810
IRELAND	254	10,488	7,546
ITALY	292	4,494	3,763
JAPAN	237	9,341	6,824
KOREA	80	1,891	1,325
LEBANON	58	766	362
MALAYSIA	4	65	38
MEXICO	45	416	323
MOROCCO	166	839	434
NETHERLANDS	140	377	275
NEW ZEALAND	133	5,325	6,264
NORWAY	190	1,846	1,376
OMAN	36	66	65
PANAMA	82	312	212
PERU	54	922	610
POLAND	246	1,265	923
QATAR	N/A	N/A	215
SAUDI ARABIA	N/A	N/A	1,262
SERBIA	56	349	147
SLOVAKIA	10	81	28
SOUTH AFRICA	110	4,221	3,207
SPAIN	59	332	175
SWEDEN	4,308	5,079	3,644
SWITZERLAND	9	103	71
TUNISIA	74	893	481
TURKEY	540	3,850	3,060
UAE	164	655	668
USA	2,716	45,890	29,625
URUGUAY	380	3,218	1,865
VENEZUELA	194	2,089	1,214
TOTAL	15,809	199,693	141,041

Source: International Federation Of Horse Racing

CHART 16. AUSTRALIA VS INTERNATIONAL PRIZEMONEY

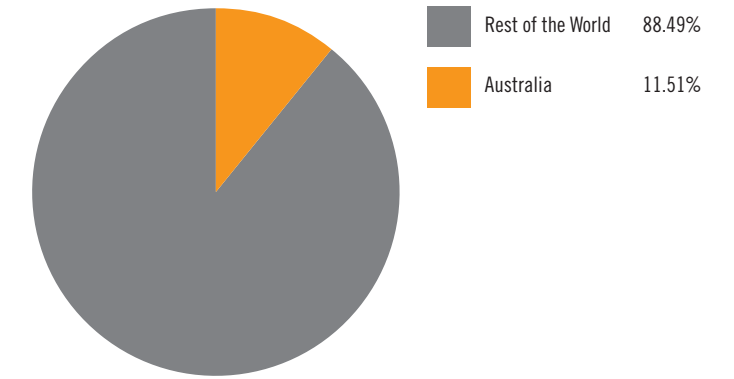


CHART 17. AUSTRALIA VS INTERNATIONAL WAGERING

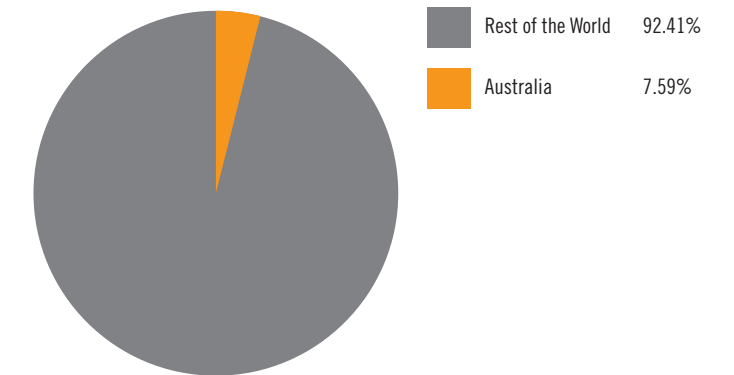
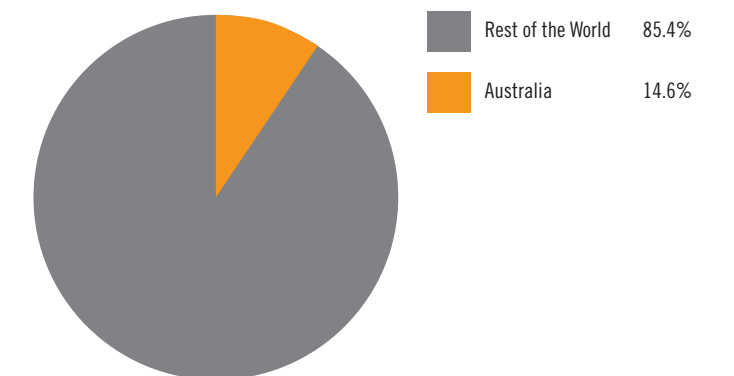


CHART 18. AUSTRALIA VS INTERNATIONAL MARES



INTERNATIONAL RACING

TABLE 91. INTERNATIONAL GROUP & LISTED RACES BY COUNTRY 2012/13

Country	G1	%	G2	%	G3	%	L	%	Total	Flat Races	%
ARGENTINA	44	20	51	23.18	60	27.27	65	29.54	220	5,558	3.95
AUSTRALIA	71	12.07	88	14.96	147	25	282	47.95	588	19,534	3.01
BRAZIL	29	16.76	32	18.49	43	24.85	69	39.88	173	4,153	4.16
CANADA	5	7.93	15	23.80	23	36.50	21	33.33	63	4,295	1.46
CHILE	18	18.94	22	23.15	23	24.21	32	33.68	95	4,821	1.97
FRANCE	27	11.29	27	11.29	57	23.84	128	53.55	239	4,878	4.89
GERMANY	7	7.69	10	10.98	27	29.67	47	51.64	91	1,314	6.92
GREAT BRITAIN	33	11.41	44	15.22	70	24.22	142	49.13	289	6,107	4.73
HONG KONG	9	36	4	16	12	48	0	25	25	769	3.25
IRELAND	12	10.52	7	6.14	44	38.59	51	44.73	114	1,084	10.5
ITALY	7	7.95	5	5.68	18	20.45	58	65.90	88	3,160	2.78
JAPAN	23	10.36	35	15.76	66	29.72	98	44.14	222	16,717	1.32
NEW ZEALAND	22	15.17	22	15.17	36	24.82	65	44.82	145	2,949	4.91
PERU	8	14.81	11	20.37	15	27.77	20	37.03	54	2,143	2.51
SINGAPORE	6	21.42	6	21.42	16	57.14	0	0	28	93	30.1
SOUTH AFRICA	33	16.58	38	19.09	50	25.12	78	39.19	199	3,833	5.19
UAE	7	20	10	28.57	10	28.57	8	22.85	35	320	10.9
USA	111	16.97	148	22.62	198	30.27	197	30.12	654	44,929	1.45
TOTAL	470	14.20	571	17.30	888	26.54	1,396	40.96	3,324	126,657	2.62

Source: Australian Racing Board / International Federation Of Horse Racing

CHART 19. INTERNATIONAL GROUP 1 RACES

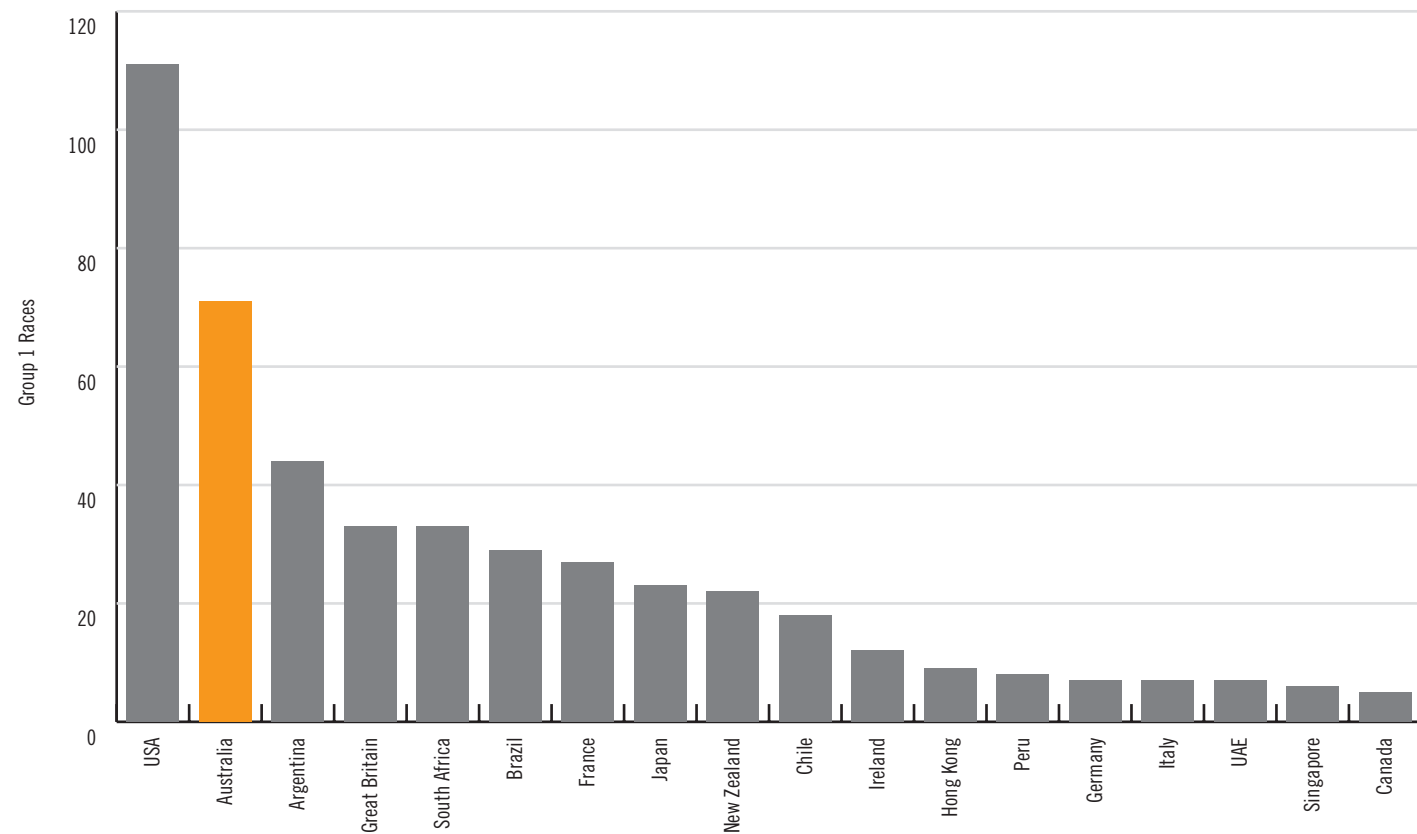


CHART 20. INTERNATIONAL FOAL CROPS

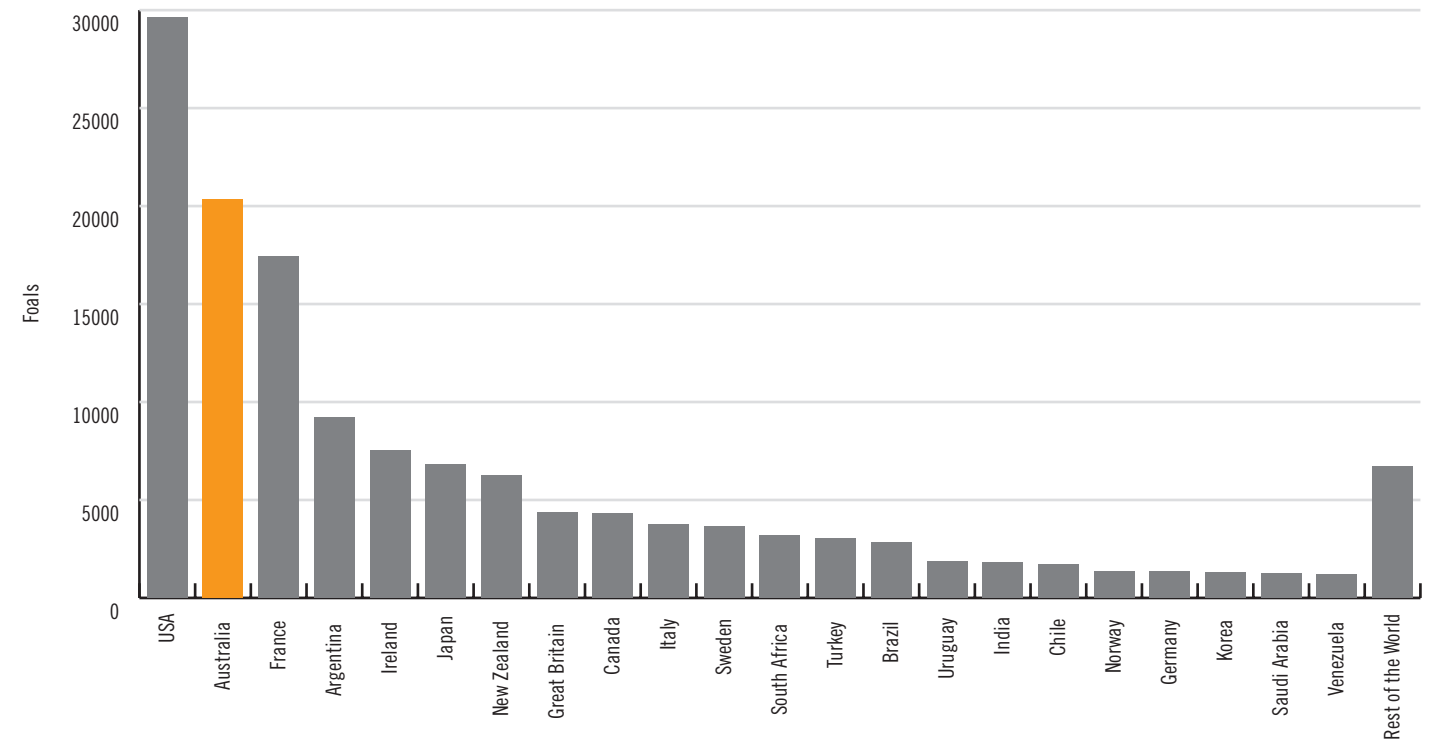
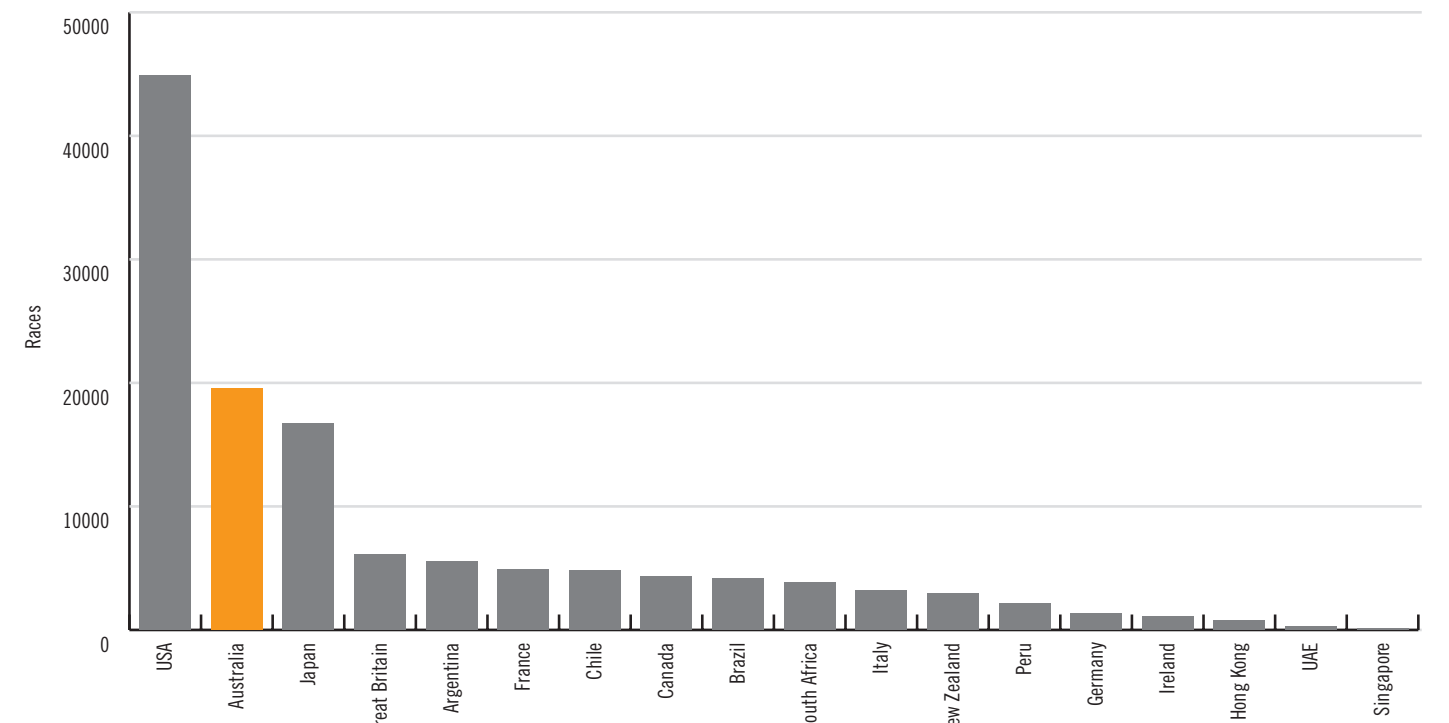


CHART 21. INTERNATIONAL FLAT RACES



DIRECTORY



Photo Courtesy of Thoroughbred Racing SA - Lord of the Song, Von Doussa Steeplechase - Photo by Peter Fuller

AUSTRALIAN DIRECTORY

For international callers: Omit the first "0" and dial the Australian Country Code, which is 61. For example, to dial the Australian Racing Board (first listing below), dial 61 2 9551 7700.

NATIONAL ORGANISATIONS			
Australian Racing Board Ltd	Chairman: Mr Michael Duffy Chief Executive: Mr Peter McGauran	Level 7, 51 Druitt Street, Sydney NSW 2000	T: (02) 9551 7700 F: (02) 9551 7708 E: arb@australianracingboard.com.au W: www.australianracingboard.com.au
Australian Stud Book	Keeper: Mr Michael Ford	Locked Bag 70, Randwick NSW 2031	T: (02) 9663 8411 F: (02) 9663 4718 E: studbook@studbook.org.au W: www.studbook.org.au
Racing Information Services Australia Pty Ltd (RISA)	Chairman: Mr Charles Macek Chief Executive Officer: Mr Myles Foreman	Level 1, Racing Centre, 400 Epsom Road, Flemington VIC 3031	T: (03) 8354 2500 F: (03) 8354 2595 E: customerservice@risa.com.au W: www.risa.com.au
Registrar of Racehorses (Division of RISA)	Manager Horse Registration : Mr Glen Latham	Level 6, 51 Druitt Street, Sydney NSW 2000	T: (02) 9551 7505 F: (02) 9551 7519 E: registration@risa.com.au W: www.risa.com.au
Animal Health Australia	Chairman: Dr Peter Milne Chief Executive Officer: Ms Kathleen Plowman	Suite 15, 26-29 Napier Close, Deakin ACT 2600	T: (02) 6232 5522 F: (02) 6232 5511 E: aha@animalhealthaustralia.com.au W: www.animalhealthaustralia.com.au
Equine Veterinarians Australia	President: Dr Warwick Vale Executive Officer: Mr Jeffrey Wilkinson	Unit 40, Level 1, 6 Herbert Street, St Leonards NSW 2065	T: (02) 9431 5080 F: (02) 9437 9068 E: admin@eva.org.au W: www.ava.com.au/equine
Australian Horse Industry Council	President: Mr Greg Bailey	Suite 4, Level 1, 170 Little Malop Street, GEELONG VIC 3220 PO Box 802, Geelong VIC 3220	T: (03) 5222 6650 F: (03) 5229 8244 E: secretary@horsecouncil.org.au W: www.horsecouncil.org.au
Australian Jumping Racing Association Inc .	CEO: Mr Rodney Rae Manager: Mr Paul Bloodworth	400 Epsom Road, Flemington VIC 3031	T: (03) 9258 4754 E: ajra@racingvictoria.net.au W: www.racingvictoria.net.au/jumpsracing
Australian Trainers' Association	President: Mr Colin Alderson Chief Executive: Mr John Alducci	400 Epsom Road, Flemington VIC 3031	T: (03) 9372 1688 F: (03) 9372 1699 E: ata@austrainers.com.au W: www.austrainers.com.au
Federation of Bloodstock Agents Australia Limited	President: Mr Tim Stewart Secretary: Ms Tracy Howard	2 Pine Court, Aspendale VIC 3195 PO Box 7071, Aspendale VIC 3195	T: (03) 9580 7916 / 0408 321 651 F: (03) 9580 7916 E: bloodstockagents@hunterlink.net.au tracyhow@bigpond.net.au W: www.bloodstockagents.com.au
Australian Bookmakers Association	Chairman: Mr Warren Barrington Executive Officer: Mr Peter Fletcher	Level 2, 198 Pitt Street, Sydney, NSW 2000	T: (02) 9267 7605 F: (02) 9267 4147 E: bookies@citytatts.com.au W: www.australianbookmakers.com.au
Australian Thoroughbred Racehorse Owners' Council	Chairman: Mr Jonathan Munz	PO Box 8867, Gold Coast Mail Centre QLD 9726	T: (07) 5562 9506 F: (07) 5562 9599 E: jbm@gsagroup.com.au
Rural Industries Research & Development Corporation (RIRDC)	Chairman: Professor Daniela Stehlik Managing Director: Mr Craig Burns	Level 2, 15 National Circuit, Barton ACT 2600 PO Box 4776, Kingston ACT 2604	T: (02) 6271 4100 F: (02) 6271 4199 E: rirdc@rirdc.gov.au W: www.rirdc.gov.au
Thoroughbred Breeders Australia	Chairman/President: Mr Trevor Lobb Chief Executive: Mr Chauncey Morris	Royal Randwick Racecourse, ATC Admin Building, Alison Road, Randwick NSW 2031 Locked Bag 3, Randwick NSW 2031	T: (02) 9663 8581 F: (02) 9663 8471 E: tbaus@hinet.net.au W: www.tbaus.com
Aushorse Marketing Pty Ltd	Chairman: Mr Antony Thompson Chief Executive: Mr Chauncey Morris	Randwick Racecourse Locked Bag 3 ATC Admin Building Alison Road, Randwick NSW 2031	T: (02) 9663 8477 F: (02)9663 8471 E: info@aushorse.net.au W: www.aushorse.net.au
Australian Racing Museum & Hall of Fame	Chairperson: Mrs Barbara Saunders Chief Executive: Mr Doug Cross	Postal: 400 Epsom Road, Flemington VIC 3031	T: 1300 139 407 F: (03) 9258 4205 E: contact@racingmuseum.com.au W: www.racingmuseum.com.au
NATIONAL ORGANISATIONS			
Australian Jockeys Association	Chairman: Mr Ross Inglis Chief Executive: Mr Paul Innes	Suite 406, Building A, 10 Century Circuit, Northwest Boulevard, Norwest Business Park, Baulkham Hills NSW 2153 PO Box 800, Castle Hill NSW 1765	T: (02) 9894 9629 F: (02) 9894 7148 E: aja@australianjockeys.org W: www.australianjockeys.org
Australian Racecourse Managers Association Inc.	Chairman: Mr Lindsay Murphy Secretary: Mr Warren Williams	PO Box 923, Hamilton Central QLD 4007	T: 0410 779 625 E: arma@racecoursemanagers.org.au W: www.racecoursemanagers.org.au
Harness Racing Australia Inc.	Chairman: Mr Geoff Want Chief Executive: Mr Andrew Kelly	Level 1, 400 Epsom Road, Flemington VIC 3031	T: (03) 9227 3000 F: (03) 9227 3030 E: hra@harness.org.au W: www.harness.org.au
Greyhounds Australasia	Chairperson: Mr Russell Ware Chief Executive: Mr Craig Taberner	Sandown Greyhound Racing Complex, Lightwood Road, Springvale VIC 3171 PO Box 239, Springvale VIC 3171	T: (03) 9548 3500 F: (03) 9548 3488 E: admin@galtd.org.au W: www.galtd.org.au
AUSTRALIAN CAPITAL TERRITORY			
PRINCIPAL RACING AUTHORITIES			
Canberra Racing Club Inc.	Chairman: Dr Chris Ward Chief Executive: Mr Peter Stubbs	Randwick Road, Lyneham ACT 2602 PO Box 275, Mitchell ACT 2911	T: (02) 6204 0000 F: (02) 6241 5697 E: canberraracing@thoroughbredpark.com.au W: www.thoroughbredpark.com.au
MAJOR RACE CLUB			
Canberra Racing Club Inc.	Chairman: Dr Chris Ward Chief Executive: Mr Peter Stubbs	Randwick Road, Lyneham ACT 2602 PO Box 275, Mitchell ACT 2911	T: (02) 6204 0000 F: (02) 6241 5697 E: canberraracing@thoroughbredpark.com.au W: www.thoroughbredpark.com.au
INDUSTRY BODIES			
A.C.T. Book makers Association	President: Mr John Cramp	PO Box 474 Woden ACT 2606	T: (02) 6288 8255 F: (02) 6287 2018
GOVERNMENT			
Office of the Minister for Racing and Gaming	Minister for Racing: Ms Joy Burch MLA	Legislative Assembly for the A.C.T. GPO Box 1020 Canberra ACT 2601	T: (02) 6205 0020 F: (02) 6205 0495 E: burch@act.gov.au
Gambling & Racing Commission	Chairman: Mr Malcolm Gray Chief Executive Officer: Mr Greg Jones	Level 2, Canberra Nara Centre, 1 Constitution Avenue, Canberra ACT 2601 PO Box 214, Civic Square ACT 2608	T: (02) 6207 0359 F: (02) 6207 7372 E: grc@act.gov.au W: www.gamblingandracing.act.gov.au
TAB			
ACT TAB Limited	Chairman: Mr Con Kourpanidi Chief Executive: Mr Tony Curtis	Suite 1, Level 1, The Marketplace, Hibberston Street, Gungahlin ACT 2912 Locked Bag 3001, Gungahlin ACT 2912	T: (02) 6245 6211 F: (02) 6245 6242 W: www.acttab.com.au
NEW SOUTH WALES			
PRINCIPAL RACING AUTHORITY			
Racing NSW	Chairman: Mr John Messara AM Chief Executive: Mr Peter V'landys	Level 7, 51 Druitt Street, Sydney NSW 2000	T: (02) 9551 7500 F: (02) 9551 7570 E: racing@racingnsw.com.au W: www.racingnsw.com.au
MAJOR RACE CLUBS			
Australian Turf Club	Chairman: Mr John Cornish Chief Executive Officer: Mr Darren Pearce	Royal Randwick Racecourse, Alison Road, Randwick NSW 2031 Locked Bag 3, Randwick NSW 2031	T: (02) 9663 8400 F: (02) 9662 6292 E: info@australianturfclub.com.au W: www.australianturfclub.com.au

RACING ASSOCIATIONS

Provincial Racing Association of NSW (PRANSW)	Chairman: Mr John Messara General Manger-Industry: Mr Peter V'landys	Level 7, 51 Druitt Street Sydney NSW 2000	T: (02) 9551 7500 F: (02) 9551 7644 E: bjudd@racingnsw.com.au W: www.racingnsw.com.au
Racing NSW Country	Chairman: Mr Bob Pavitt Chief Executive: Mr Brian Judd	Level 7, 51 Druitt Street Sydney NSW 2000	T: (02) 9551 7500 F: (02) 9551 7644 E: bjudd@racingnsw.com.au W: www.racingnsw.com.au/clubs.asp

INDUSTRY BODIES

NSW Book makers Co-Operative Ltd	Chairman: Mr David Dwyer Secretary: Mr Ed Park	198 Pitt Street, Sydney NSW 2000	T: (02) 9267 7605 F: (02) 9267 4147 E: bookies@citytatts.com.au
Thoroughbred Breeders NSW Ltd	President: Mr Trevor Lobb Executive Officer: Mr Les Young	PO Box 198 Randwick NSW 2031	T: (02) 9398 8811 F: (02) 9398 9074 E: tbnsw@bigpond.net.au W: www.tbns.com.au
Master Farriers Association of NSW	President: Mr Malcolm Hunt Secretary: Mr Jim Middleton	c/- 10 Rickaby Street, Claredon NSW 2756	T: (02) 4577 3018 F: (02) 4577 2803 M: 0418 254 950 E: mfansw@mfansw.com.au W: www.mfansw.com.au
NSW Jockeys Association	President: Mr Mark Newnham Secretary: Mr Paul Innes	Suite 406, Building A, 10 Century Circuit, Northwest Boulevard, Norwest Business Park, Baulkham Hills NSW 2153 PO Box 800, Castle Hill NSW 1765	T : (02) 9894 9629 F: (02) 9894 7148 E: paul.innes@australianhockeys.org W: www.australianjockeys.org.au
NSW Racehorse Owners Association	President: Mr Ray McDowell Executive Officer: Ms Sharon Hunt	Suite 901, Level 9, 66 King Street, Sydney NSW 2000 GPO Box 1506, Sydney NSW 2001	T: (02) 9299 4299 F: (02) 9299 3212 E : nswroa1@ozemail.com.au W: www.nswroa.com.au
NSW Trainers Association	Chairman: Mr Tim Hughes Chairman: Mr Steve McMahon	NSWTA Administration Building, ATC Randwick NSW 2031	T: (04) 5207 8779 E: stevemcmahon77@gmail.com W: www.nswracing.com.au

LABORATORY

Australian Racing Forensic Laboratory	General Manager: Mr John Keledjian	Royal Randwick Racecourse, Alison Road, Randwick NSW 2031 PO Box 528, Kensington NSW 1465	T: (02) 8344 5000 F: (02) 9662 6107 E: johnk@racingnsw.com.au W: www.racingnsw.com.au
---------------------------------------	---------------------------------------	---	--

GOVERNMENT

Minister for Racing	Minister: The Hon George Souris	Governor Macquarie Tower, Level 30, 1 Farrer Place, Sydney NSW 2000	T: (02) 9228 5218 F: (02) 9228 5968 E: office@souris.minister.nsw.gov.au
Office of Liquor, Gaming and Racing	Executive Director: Ms Elizabeth Tydd Assistant Director Policy & Strategy: Mr Brendan Stone	Level 11, 323 Castlereagh Street, Sydney NSW 2000 GPO Box 7060, Sydney NSW 2001	T: (02) 9995 0400 F: (02) 9995 0644 E: racing@communities.nsw.gov.au W: www.olgr.nsw.gov.au
Racing Appeals Tribunal	Secretary: Mr Peter V'landys Appeals Coordinator: Ms Kathy Reece	Level 7, 51 Druitt Street Sydney NSW 2000	T: (02) 9551 7556 F: (02) 9551 7759 E: kreece@racingnsw.com.au W: www.racingnsw.com.au

TAB

TABCORP Holdings Limited	Chairman: Ms Paula Dwyer Chief Executive Officer: Mr David Attenborough	495 Harris Street, Ultimo NSW 2007 GPO Box 4168, Sydney NSW 2001	T: (02) 9218 1484 F: (02) 9282 9524 E: desouzaj@tabcorp.com.au F: www.tabcorp.com.au
--------------------------	--	---	---

NORTHERN TERRITORY**PRINCIPAL RACING AUTHORITY**

Thoroughbred Racing NT	Chairman: Mr Justin Coleman Chief Executive Officer: Mr Andrew O'Toole	GPO Box 589 Darwin NT 0801	T: (08) 8944 7500 F: (08) 8944 7533 E: andrew@trnt.org.au W: www.trnt.org.au
------------------------	---	-------------------------------	---

MAJOR RACE CLUBS

Darwin Turf Club Inc.	Chairman: Mr Brett Dixon Chief Executive: Mr Philip Neck	Fannie Bay Racecourse, Dickward Drive, Fannie Bay NT 0820 GPO Box 589, Darwin NT 0801	T: (08) 8923 4222 F: (08) 8923 4233 E: dtc@darwinturfclub.org.au W: www.darwinturfclub.org.au
-----------------------	---	---	--

INDUSTRY BODIES

Northern Territory Bloodhorse Breeders Association	CEO: Mr Dennis McLoughlin	Executive Officer: Mr Denis McLoughlin GPO Box 1614, Darwin NT 0801	T: (08) 8985 2544 F: (08) 8985 6593 E: dfmcloughlin@bigpond.com
Racehorse Owners Association of the Northern Territory Inc.	President: Mr Russell Simpson Secretary: Mr Toni Wythes	PO Box 213 Parap NT 0804	T: 0408 809 877 E: info@roant.com.au W: www.roant.com.au

GOVERNMENT

Minister for Racing Racing Appeals Tribunal	Deputy Chief Minister: The Hon Matt Conlan MLA Secretary: Mr Edward Berry	PO Box 8599 ALICE SPRINGS NT 0870 1st Floor, Sports House Waratah Cres, FANNIE BAY NT 0820 GPO Box 1448 DARWIN NT 0801	T: (08) 89286622 F: (08) 89286509 E: minister.conlan@nt.gov.au T: (08) 8999 1312 F: (08) 8999 1303 E: edward.berry@nt.gov.au W: www.nt.gov.au/justice/licenreg
Department of Sport and Recreation	Manager of Racing: Mr Edward Berry	1st Floor, Sports House Waratah Cres FANNIE BAY NT 0820	T: (08) 8999 1312 F: (08) 8999 1303
Department of Business, Gambling and Licensing Services	Manager of Wagering Mr Malcolm Richardson	1st Floor, Enterprise House, Cnr Woods & Knuckey Sts, DARWIN NT 0800 GPO Box 1154, DARWIN NT 0801	T: (08) 8999 1326 F: (08) 8999 1303 E: malcolm.richardson@nt.gov.au W: www.nt.gov.au/justice/licenreg

TAB

TattsBet Ltd (NT TAB Pty Ltd)	General Manager: Mr Tony Flanagan	69 Progress Drive, NIGHTCLIFF NT 0810 GPO Box 3170 Darwin NT 0801	T: (08) 8948 8600 F: (08) 8948 5583 E: webmaster@TattsBet.com W: www.tatts.com
----------------------------------	--------------------------------------	--	---

QUEENSLAND**PRINCIPAL RACING AUTHORITY**

Racing Queensland LTD	Chairman: Mr Kevin Dixon Chief Executive Officer: Mr Darren Condon	Racecourse Road, Deagon QLD 4017 PO Box 63 Sandgate QLD 4017	T: (07) 3869 9777 F: (07) 3269 6715 E: info@queenslandracing.com.au W: www.racingqueensland.com.au
-----------------------	---	---	---

MAJOR RACE CLUBS

Brisbane Racing Club Ltd	Chairman: Mr Neville Bell Chief Executive: Mr Stephen Ferguson	230 Lancaster Road, ASCOT QLD 4007 PO Box 817, Hamilton Central QLD 4007	T: (07) 3268 2171 F: (07) 3868 2410 E: info@brc.com.au W: www.brc.com.au
--------------------------	---	---	---

INDUSTRY BODIES

Queensland Bookmakers Association	President: Mr Bob McHarg	PO Box 7126 Gold Coast Mail Centre QLD 9726	T: 0412 809 496 E: secretary@qldbookmakers.com.au
Queensland Jockeys Association	President: Ms Mary Collier Secretary/ Treasurer: Ms Pam O'Neill	PO Box 14 Clayfield QLD 4011	T: (07) 3351 6348 F: (07) 3868 1296 E: queensland.jockeys@bigpond.com.au
Queensland Racehorse Owners' Association	Chairman & CEO: Ms Kerrina King	PO Box 123 Chirside Qld 4032	T: (07) 3869 9705 E: admin@qroa1.com.au W: www.qroa.com.au
Thoroughbred Breeders Queensland Association	President Mr Basil Nolan Executive Officer: Ms Stacey Silver	PO Box 18003 Clifford Gardens Via Toowoomba 4350	T: (07) 3869 9777 F: (07) 4697 5315 M: 0412 026 540 W: www.queenslandbreeders.com.au
Australian Trainers Association (Queensland branch)	President: Mr Pat Duff QLD Co-ordinator: Mr Cameron Partington	61 Scott Street, Deagon QLD 4017	T: (07) 3869 2411 M: 0433 329 395

LABORATORY

Racing Science Centre	Manager: Mr Alan Roberts	PO Box 513 Albion QLD 4010	T: (07) 3862 1477 F: (07) 3857 0035 E: info@racing.qld.gov.au W: www.racing.qld.gov.au
-----------------------	-----------------------------	-------------------------------	---

GOVERNMENT

Office of the Minister for sport	Minister: The Hon Steve Dickson MP	Minister for National Parks, Recreation, Sport and Racing, Level 7, 111 George Street, Brisbane Qld 4000, PO Box 15187, City East Qld 4002	T: (07) 3224 7477 F: (07) 3012 7725 E: nprsr@ministerial.qld.gov.au
Office of Racing	Executive Director Racing: Mr Michael Kelly	Level 15, 111 George Street, Brisbane QLD 4000 PO Box 15187 City East QLD 4002	T: (07) 3234 1400 F: (07) 3234 1411 E: info@racing.qld.gov.au W: www.racing.qld.gov.au

TAB

TattsBet Ltd	Chairman: Mr Dick McIlwain Chief Executive: Mr Barrie Fletton	240 Sandgate Road, Albion QLD 4010 PO Box 248, Albion QLD 4010	T: (07) 3637 1500 F: (07) 3862 3095 E: webmaster@TattsBet.com W: www.tatts.com
--------------	--	---	---

SOUTH AUSTRALIA**PRINCIPAL RACING AUTHORITY**

Thoroughbred Racing S.A. Limited	Chairperson: Mr Jim Watters Chief Executive: Mr Jim Watters	Morphettville Racecourse 79 Morphett Road Morphettville SA 5043 GPO Box 2646, Adelaide SA 5001	T: (08) 8179 9800 F: (08) 8179 0080 E: enquiries@theracessa.com.au W: www.theracessa.com.au
----------------------------------	--	---	--

MAJOR RACE CLUBS

South Australian Jockey Club	Chairman: Mr Tony Newman Chief Executive Officer: Mr Brenton Wilkinson	Morphettville Racecourse Morphett Road Morphettville SA 5043 PO Box 707, Park Holme SA 5043	T: (08) 8295 0111 F: (08) 8295 0136 E: enquiries@sajc.com.au W: www.sajc.com.au
------------------------------	---	--	--

RACING ASSOCIATIONS

South Australian Racing Clubs Council	Chairman: Mr John Glatz Executive Officer: Mr Chris Biggs	Morphettville Racecourse, 79 Morphett Road, Morphettville SA 5043 GPO Box 2646, Adelaide SA 5001	T: (08) 8179 9805 F: (08) 8350 0064 E: cbiggs@racingsa.com.au
---------------------------------------	--	---	---

INDUSTRY BODIES

South Australian Thoroughbred Breeders Inc	President: Mr Brenton Parker Executive Officer: Ms Elaine Robertson	PO Box 2080 South Plympton SA 5038	T: (08) 8297 0733 F: (08) 8371 1633 E: tbbsa@bigpond.com W: www.sabreeders.com.au
South Australian Bookmakers League Inc.	Chairman and Executive Officer: Mr Warren Barrington	PO Box 2001 South Plympton SA 5038	T: (08) 7070 2710 F: (08) 8312 2525 M: (04) 3737 7052 E: eo@sabookmakers.com.au W: www.sabookmakers.com.au
South Australian Jockeys Association	President: Mr Simon Price	25 Dunbar Terrace Glenelg East SA 5045	T/F: (08) 8294 7806 M: 0418 834 766 E: pricesimon@adam.com.au
South Australian Jumps Association	President: Mr John O'Connor	PO Box 1352 Mount Gambier SA 5290	T: (08) 8379 8225 F: (08) 8739 8286
South Australian Racehorse Owners Association	President: Mr Michael Trenerry Secretary: Mr Richard Stafford	PO Box 1139 Gumeracha SA 5233	M: 0432 664 824 E: talisker3@bigpond.com M: 0417 525 399 E: richard@sanguineracing.com.au
Australian Trainers Association (South Australian Branch)	President: Mr Richard Jolly State Executive Officer: Mr Steven Frost	PO Box 229 Plympton SA 5038	T: (08) 8297 5722 W: www.austrainers.com.au

GOVERNMENT

Minister for Recreation and Sport	Minister: The Hon Leon Bignell MP	GPO Box 1533, Adelaide SA 5001	T: (08) 8226 1210 F: (08) 8226 0844 E: ministerleonbignell@sa.gov.au W: www.ministers.sa.gov.au
-----------------------------------	--------------------------------------	-----------------------------------	--

GOVERNMENT

Office for Recreation & Sport	Senior Project Officer: Ms Sue Hameister	27 Valetta Road Kidman Park SA 5025 PO Box 219 Brooklyn Park 5032	T: (08) 7424 7677 F: (08) 7424 7675 E: officeforracing@saugov.sa.gov.au sue.hameister@sa.gov.au W: www.recsport.sa.gov.au
Consumer & Business Services	Liquor & Gambling Commissioner: Mr Paul White	Chesser House, 91-91 Grenfell Street, Adelaide SA 5000	T: (08) 8204 9584 E: olgc@agd.sa.gov.au W: www.olgc.sa.gov.au
Independent Gambling Authority	Presiding Member: Mr Alan Moss Director: Mr Robert Chappell	Level 4, 45 Grenfell Street Adelaide SA 5000 PO Box 67 Rundle Mall SA 5000	T: (08) 8226 7233 F: (08) 8226 7247 E: iga@iga.sa.gov.au W: www.iga.sa.gov.au

TAB

TattsBet Ltd (SATAB Pty Ltd)	General Manager: Mr Grant Harrison	P.O. Box 36 Marleston SA 5033	T: (08) 8354 7300 F: (08) 8354 7301 E: webmaster@TattsBet.com W: www.tatts.com
------------------------------	---------------------------------------	----------------------------------	---

TASMANIA**PRINCIPAL RACING AUTHORITY**

Tas Racing Pty Ltd	Chairman: Mr Brian Speers Chief Executive: Dr Eliot Forbes	6 Goodwood Road, Glenorchy TAS 7010 GPO Box 730, Glenorchy TAS 7010	T: (03) 6212 9333 F: (03) 6272 5191 E: admin@tasracing.com.au W: www.tasracing.com.au
--------------------	---	--	--

MAJOR RACE CLUBS

Tasmanian Turf Club	Chairman: Mr Neil Herbert Chief Executive: Mr Robert Biffin	Jellico Street, Mowbray TAS 7250 PO Box 340, Mowbray TAS 7250	T: (03) 6326 1070 F: (03) 6326 5138 E: admin@turfclubtas.com W: www.tasmanianturfclub.com
Tasmanian Racing Club	Chairman: Mr Geoffrey Harper Chief Executive: Mr Michael Wisby	6 Goodwood Road, Glenorchy TAS 7010 PO Box 45, Glenorchy TAS 7010	T: (03) 6272 9492 F: (03) 6272 1429 E: admin@tasracingclub.com.au W: www.tasracingclub.com.au
Devonport Racing Club	Acting Chairman: Mr Barry Milton	13 Racecourse Road, Spreyton TAS 7310 PO Box 2013, Spreyton TAS 7310	T: (03) 6427 2070 F: (03) 6427 2488 E: devraclb@bigpond.net.au W: www.devonportracingclub.com.au

INDUSTRY BODIES

Thoroughbred Breeders Tasmania	Executive Officer: Mr Nicholas Hay	PO Box 1000 Launceston TAS 7250	T: (03) 6396 1193 E: tas.breeders@gmail.com
Tasmanian Bookmakers Association	President: Mr Robin Wilson Secretary: Ms Fay Bailey	PO Box 86 Lindisfarne TAS 7015	T/F: (03) 6243 9310 M: 0418 439 319
Tasmanian Racehorse Owners Association	Chairman: Ms Alison Archer Secretary/Treasurer: Ms Elizabeth Long	GPO Box 1233 Hobart TAS 7001	M: 0438 602 123 E: tasmanianracehorseowners@gmail.com W: www.tasmanianracehorseowners.com
Australian Trainers Association (Tasmanian Branch)	President: Mr Walter McShane Secretary: Mrs Christine Crook	505 Colebrook Road Camp Ania TAS 7026	T: (03) 6268 5224 W: www.austrainers.com.au
Tasmanian Jockey's Association	President: Mr Troy Atkin Secretary/Treasurer: Mr Kevin Ring	13 Cotton Street, Latrobe TAS 7307 PO Box 56 Latrobe TAS 7307	T: (03) 6441 5246 F: (03) 6426 2821 M: 0409 852 990 E: tasjocks@live.com.au

GOVERNMENT

Minister for Racing	Minister: The Hon. Bryan Green	Level 10, 15 Murray Street, Hobart TAS 7000	T: (03) 6233 6454 F: (03) 6233 2272 E: Bryan.Green@dpac.tas.gov.au W: www.tas.gov.au
Tasmanian Gaming Commission	Chairman: Mr Peter Hoult	GPO Box 1374 Hobart TAS 7001	T: (03) 6233 2475 F: (03) 3234 1728 E: gaming@treasury.tas.gov.au W: www.gaming.tas.gov.au

GOVERNMENT

Racing Services Tasmania	Director of Racing: Mr Tony Murray	Level 2, Henty House, Civic Square, Launceston TAS 7250 PO Box 1329 Launceston TAS 7250	T: (03) 6336 2450 F: (03) 6334 2347 E: racingadmin@racing.tas.gov.au W: www.racing.tas.gov.au
Tasmanian Racing Appeal Board	Secretary: Mrs Glenda Attenborough	Level 2, Henty House Civic Square, Launceston TAS 7250 PO Box 821 Launceston TAS 7250	T: (03) 6336 2489 F: (03) 6334 9528 E: trab@racing.tas.gov.au W: www.racing.tas.gov.au

TAB

TattsBet Ltd (Tote Tasmania Pty Ltd)	General Manager: Mr Michael Edwards	P.O. Box 1120 Glenorchy TAS, 7010	T: 13 19 39 E: webmaster@TattsBet.com W: www.tatts.com
---	--	--------------------------------------	--

VICTORIA**PRINCIPAL RACING AUTHORITY**

Racing Victoria Limited	Chairman: Mr Robert Roulston Chief Executive: Mr Bernard Sandry	400 Epsom Road, Flemington VIC 3031	T: (03) 9258 4258 F: (03) 9258 4366 E: information@racingvictoria.net.au W: www.racingvictoria.net.au
-------------------------	--	--	--

MAJOR RACE CLUBS

Victoria Racing Club	Chairman: Mr Michael Burn Chief Executive: Mr David Courtney	448 Epsom Road, Flemington VIC 3031	T: (03) 8378 0888 F: (03) 8378 0745 E: customerservice@vrc.net.au W: www.vrc.net.au
Melbourne Racing Club	Chairman: Mr Mike Symons Chief Executive: Mr Brodie Arnhold	Caulfield Racecourse, Gate 22, Station Street, Caulfield VIC 3162 PO Box 231, Caulfield East VIC 3145	T: (03) 9257 7200 F: (03) 9257 7210 E: contact@melbourneracingclub.net.au W: www.melbourneracingclub.net.au
Moonee Valley Racing Club	Chairman: Mr Robert Scarborough Chief Executive: Mr Michael Browell	Moonee Valley Racecourse, Gate 1, McPherson Street, Moonee Ponds VIC 3039 PO Box 245, Moonee Ponds VIC 3039	T: (03) 9373 2222 F: (03) 9370 4816 E: customerservice@mvrvc.net.au W: www.mvrvc.net.au

RACING ASSOCIATIONS

Country Racing Victoria Ltd	Chairman: Mr Ross Lanyon Chief Executive: Mr Scott Whiteman	Country Racing Victoria Ltd Racing Victoria Centre 400 Epsom Road Flemington VIC 3031	T: (03) 9258 4759 F: (03) 9376 5216 E: info@countryracing.com.au W: www.countryracing.com.au
-----------------------------	--	--	---

INDUSTRY BODIES

Victorian Book makers' Association Ltd	Chairman: Mr Lyndon Hsu Chief Executive: Mr John Clancy	Racing Victoria Centre 400 Epsom Road Flemington VIC 3031	T: (03) 9376 1933 F: (03) 9376 7933 E: j.clancy@vicbookmakers.com.au W: www.vicbookmakers.com.au
Thoroughbred Breeders Victoria	President: Mr Tim Johnson	Racing Victoria Centre 400 Epsom Road Flemington VIC 3031	T: (03) 9258 4233 F: (03) 9258 4707 E: tbv@racingvictoria.net.au W: www.tbv.com.au
Victorian Jockeys Association	Chairman: Mr Neville Wilson OAM Executive Officer: Mr Des O'Keefe	Racing Victoria Centre 400 Epsom Road Flemington VIC 3031	Mob: 0412 554 155 F: (03) 9372 9944 E: vja@tsis.com.au W: www.australianjockeys.org
Thoroughbred Racehorse Owners' Association	Chairman: Mr Jonathan Munz Executive Secretary: Mr Peter Jurkovsky	Racing Victoria Centre 400 Epsom Road Flemington VIC 3031	T: (03) 9376 6999 F: (03) 9258 4326 E: troa@troa.com.au W: www.troa.com.au
Australian Trainers Association (Victoria Branch)	President: Mr Colin Alderson State Executive: Mr Roger Joseph	Racing Victoria Centre 400 Epsom Road Flemington VIC 3031	T: (03) 9372 1688 F: (03) 9372 1699 E: ata@austrainers.com.au W: www.austrainers.com.au

LABORATORY

Racing Analytical Services Limited	Laboratory Director: Dr David Batty	Racing Victoria Centre 400 Epsom Road Flemington VIC 3031	T: (03) 9376 6760 F: (03) 9376 6875 E: rasl@rasl.com.au
------------------------------------	--	---	---

GOVERNMENT

Minister for Racing	Minister: The Hon Dr Denis Napthine	Level 16, 121 Exhibition Street, Melbourne VIC 3000	T: (03) 9095 4170 F: (03) 9095 4445 E: minister.napthine@parliament.vic.gov.au
---------------------	--	--	--

GOVERNMENT

Office of Gaming & Racing Department of Justice	Executive Director: Ms Cate Car Manager: Mr Ged Prescott	PO Box 18055 Collins Street East Melbourne VIC 8003	T: 03 8684 1910 F: 03 8684 1900 E: gamingandracingenquiries@justice.vic.gov.au W: www.justice.vic.gov.au
Victorian Commission for Gambling Regulation	Chairman: Mr Bruce Thompson Chief Executive: Ms Jane Brockington	49 Elizabeth Street Richmond VIC 3121 PO Box 1988, Melbourne VIC 3001	T: (03) 9651 3333 F: (03) 9651 3777 W: www.vcgr.vic.gov.au
Racing Integrity Commissioner	Commissioner: Mr Sal Perna	Level 27, 121 Exhibition Street Melbourne, VIC 3000 PO Box 24034, Bourke Street Melbourne VIC 3001	T: (03) 8684 7776 F: (03) 8684 7778 E: enquiries@racingintegrity.vic.gov.au W: www.racingintegrity.vic.gov.au

TAB

TABCORP Holdings Ltd	Chairman: Ms Paula Dwyer Chief Executive Officer: Mr David Attenborough	5 Bowen Crescent Melbourne VIC 3004	T: (03) 9868 2100 F: (03) 9868 2300 W: www.tabcorp.com.au or www.tabracing.com.au
----------------------	--	--	--

WESTERN AUSTRALIA**PRINCIPAL RACING AUTHORITY**

Racing & Wagering Western Australia (RWWA)	Chairman: Mr Jeffery William Ovens Chief Executive Officer: Mr Richard Burt	14 Hasler Rd Osborne Park WA 6017	T: (08) 9445 5544 F: (08) 9244 5914 E: info@rwwa.com.au W (RWWA): www.rwwa.com.au W (TAB): www.ozbet.com.au
---	--	--------------------------------------	---

MAJOR RACE CLUBS

Perth Racing	Chairman: Mr Edward van Heemst Chief Executive Officer: Mr Stephen Wicks	70 Grandstand Rd Ascot WA 6104 PO Box 222 Belmont WA 6984	T: (08) 9277 0777 F: (08) 9277 0740 E: perthracing@perthracing.org.au W: www.perthracing.com.au
--------------	---	--	--

RACING ASSOCIATIONS

WA Provincial Thoroughbred Racing Association	Chairman: Mr Anthony Marwick Chief Executive Officer: Mrs Nicole Bell	175 Yilgarn Ave Po Box 32 Northam WA 6401	T: (08) 9622 7765 F: (08) 9622 3288 E: info@northamraceclub.com W: www.northamraceclub.com
Country Racing Association of Western Australia	President: Mr Kevin Scott Secretary: Mr John Biggs	PO Box 1 Kalgoorlie WA 6430	T: (04) 1893 5594 F: (08) 0921 1173 E: jbiggs3@bigpond.com

INDUSTRY BODIES

Thoroughbred Breeders - WA	President: Mr Ian Riley Executive Officer: Ms Amanda Abraham	PO Box 178 Belmont WA 6984	T: (08) 9277 9880 F: (08) 9479 1880 E: info@tbwa.net.au W: www.watba.com.au
WA Bookmakers Association Inc.	President: Mr Jason Cheethom Executive Officer: Mr Brian Brown	3 Nelson Crescent East Perth 6004 PO Box 3013 East Perth 6892	T: (08) 9225 4330 F: (08) 9225 4331 E: waba@bigpond.net.au
WA Farriers and Blacksmiths Association	Executive Representative: Mr Linden Maney Secretary: Mr Alex McQuire	62 Leake Street Forrestdale WA 6112	T: (08) 9397 6777 M: 0407 595 290 E: emalinpark@iinet.net.au W: www.afba.org.au
WA Jockeys' Association	President: Mr Craig Staples Secretary: Ms Sharon King	PO Box 6902 East Perth WA 6892	T: (08) 9277 4131 F: (08) 9277 2638 E: s.king@wajockeys.org W: www.wajockeys.org
WA Racehorse Owners' Association Inc	President: Mr Harvey Crossman Executive Officer: Mr Darren McAullay	PO Box 404 Belmont WA 6984	M: 0425 305 685 E: darren@waroa.com.au W: www.waroa.com.au
WA Racing Trainers' Association	President: Mr Michael Grant Secretary: Mr Brian C Paddick	55 Henley St. Henley Brook WA 6055	M: (04) 0992 2517 F: (08) 9296 2887 E: cgrant@bigpond.net.au
Australian Trainers' Association (Western Australian Branch)	President: Mr Colin H Webster State Executive: Mr Andrew Holland	157 Penguin Road Safety Bay WA 6169	M: 0427 025 990 E: chwebster@bigpond.com.au

LABORATORY

Racing Chemistry Laboratory ChemCentre	Science Business Manager: Mr Charles Russo	PO Box 1250 Bentley Delivery Centre WA 6983	T: (08) 9422 9880 F: (08) 9422 9831 E: crusso@chemcentre.wa.gov.au W: www.chemcentre.wa.gov.au
---	---	---	---

GOVERNMENT

Office of the Minister for Racing & Gaming	Minister: The Hon. Terry Waldron MLA	8th Floor, Dumas House 2 Havelock Street West Perth WA 6005	T: (08) 6552 6100 F: (08) 6552 6101 E: minister.waldron@dpc.wa.gov.au
Gaming and Wagering Commission of Western Australia	Director General: Mr Barry Sargeant	1st Floor, 87 Adelaide Terrace East Perth WA 6004 GPO Box 6119, East Perth WA 6892	T: (08) 9425 1888 F: (08) 9325 1041 E: rgl@rgl.wa.gov.au W: www.rgl.wa.gov.au
Racing Penalties Appeal Tribunal	Chairman: Mr Dan Mossenson Registrar: Ms Seema Saxena	1st Floor, 87 Adelaide Terrace East Perth WA 6004 PO Box 6119, East Perth WA 6892	T: (08) 9425 1888 F: (08) 9325 1041 E: seema.saxena@rgl.wa.gov.au W: www.rpat.wa.gov.au


TAB

WA TAB	See entry for RWWA
--------	--------------------

Photo Courtesy of Thoroughbred Racing SA - Photo by Peter Fuller



Photo Courtesy of Darwin Turf Club - Photo by Greg Irvine



INTERNATIONAL DIRECTORY

INTERNATIONAL ASSOCIATIONS

Asian Racing Federation	The Hong Kong Jockey Club 1 Sports Road Happy Valley Hong Kong	Secretary General: Mr Andrew Harding	T: + 852 2966 7993 F: + 852 2966 1098 E: arf@hkjc.org.hk W: www.asianracing.org
European and Mediterranean Horseracing Federation (EMHF)	Weatherbys Ltd. Sanders Road, Wellingborough, Northamptonshire NN8 4BX, England	Chairman: Mr Brian Kavanagh Secretary General: Dr Paul Khan	T: +44 1933 44 00 77 F: +44 1933 44 08 07 E: pkhan@weatherbys.co.uk W: www.euromeddracing.eu
Caribbean	Confederacion Hipica Del Caribe PO Box 1643 Canóvanas, PR 00729	President: Ing. Josean Fernandez	T: +1 787 641 6060 F: +1 787 256 1069 E: suggestions@clasicocaribe.org W: www.hipodromo-camarero.com
International Federation	International Federation Of Horseracing Authorities 46 place Abel Gance, 92100 Boulogne, France	Chairman: M. Louis Romanet	T: +33 1 49 10 20 15 F: +33 1 47 61 93 32 E: secretarygeneral@ifhaonline.org W: www.ifhaonline.org
South America	Organización Sudamericana de Fomento del Sangre Pura de Carrera Av. Márquez 504 - B1642GDS San Isidro Buenos Aires - Argentina	President: Mr Marcel Zarour Atanacio	T: +54 11 4743 4012 E: skorembliit@jockeyclub.com.ar W: www.osafweb.com.ar
National Arabian Racehorse Association - NARA	P.O. Box 177 Romsey 3434, Victoria Australia	Secretary: Mrs Maureen Milburn	T: +613 5429 6985 F: +613 5429 6985 W: www.naraaustralia.com
North America	Racing Commissioners International (RCI) 1510 Newtown Pike - Suite 210 Lexington, Kentucky, 40511	President & CEO: Mr Edward J. Martin	T: + 1 859 224 7070 F: + 1 859 224 7071 E: emartin@arci.com W: www.arci.com

INTERNATIONAL COUNTRIES

Algeria	Société des Courses Hipiques et du Pari Mutuel (SCHPM) Hippodrome du Caroubier Hussein Dey, Algerie, Algeria	Director General: Mr Retiti Mohamed Tayeb Technical Director: Mr Boulahia Farid Djamel Eddine	T: +213 (0)21 49 84 73 E: houla62@hotmail.com
Argentina	Jockey Club Argentino Avenida Alvear 1345, C1014AAA Buenos Aires Argentina	President: Mr Enrique Olivera	T: + 54 11 4815 6483 F: + 54 11 4815 91 91 E: secretaria@jockeyclub.org.ar W: www.jockeyclub.com.ar
Austria	Direktorium für Galopprennsport und Vollblutzucht in Österreich Pferdepromenade 4/8 2483 Ebreichsdorf, Austria	Chairman: Dr Dirk Brandis Secretary: Ms Karin Schweigert	T: + 43 2254 9000 1509 F: + 43 2254 9000 1513 E: office@direktorium-galopp.at W: www.direktorium-galopp.at
Equestrian Federation of Azerbaijan Republic		Secretary General: Mr Bahruz Nabiyeu Head of International Relations: Mr Zaur Aliyev	T: + 99 41 2370 6008 M: + 99 45 5686 8681 F: + 99 41 2370 6009 W: www.araf.az
Bahrain (Kingdom of)	Rashid Equestrian & Horse Racing Club 1287 Road 4725, SAFRA 947 PO Box 25079, Bahrain	Chief Executive: Mr Tawfeeq Al Alawi International Affairs: Mr Mohamed Qassim	T: + 973 17 44 2666 F: + 973 17 44 2777 E: info@bahrainhorseracing.com W: www.bahrainhorseracing.com
Belgium	Jockey Club De Belgique Chaussée de la Hulpe, 53, 1180 Bruxelles	President: Mr Philippe Casier	T: + 32 2 672 72 48 F: + 32 2 672 54 77 E: jcdirection@jockey-club.be W: www.jockey-club.be
Brazil	Jockey Club Brasileiro 501 Avda Pdte A.Carlos, 3 Andar, 20020-010 Rio De Janeiro-RJ	President: Mr Carlos Eduardo Loretto Palermo	T: + 55 212 297 66 55 F: + 55 212 220 31 51 E: presidencia@jcb.com.br W: www.jcb.com.br
	Jockey Club De Sao Paulo Av. Andar, Arquiibancada Social Soa Paulo, SP 05601-000	President: Mr Eduardo Rocha Azevedo	T: + 55 11 2161 8339 F: + 55 11 2161 8329 E: presidencia@jockeysp.com.br W: www.jockeysp.com.br

Canada	The Jockey Club Of Canada PO Box 66 Station B Etobicoke Ontario M9W 5K9	Chairman & Chief Steward: Mr James Lawson	T: + 1 416 675 77 56 F: + 1 416 675 63 78 E: jockeyclub@bellnet.ca W: www.jockeyclubcanada.com
	Woodbine Entertainment Group 555 Rexdale Blvd., Toronto Ontario, Canada M9W 5L2 (427 and Rexdale Blvd) PO Box 156, Rexdale Ontario, Canada M9W 5L2	Chairman: Mr James Lawson	T: + 1 416 675 7223 F: + 1 416 213 2126 W: www.woodbineentertainment.com
Chad	Association D'encouragement Pour L'amelioration Des Races De Chevaux Au Tchad BP 24, Ndjamena, Chad	President: Mr Athanase Pouloupoulos	T: + 235 522 821 F: + 235 523 505 E: consul.gr@intnet.td
Chile	Club Hipico De Santiago S.a. Av. Blanco Encalada N° 2540 – Santiago (6520997) Casilla 3674 Santiago, Chile	General Manager: Mr Juan Pablo Lira	T: + 56 2 693 9640 F: + 56 2 693 9763 T: + 56 2 683 6310 E: i.sulz@clubhipico.cl W: www.clubhipico.cl
Cyprus	Cyprus Turf Club Them. Dervis Street, Hawaii Nicosia Tower Off. 304-307 PO Box 22035, 1516 NICOSIA	Chairman: Mr Stelios Panayides Secretary: Mr George Stamatis	T: + 357 22 765 255 F: + 357 22 765 259 E: turf@cytanet.com.cy W: www.cyprusturfclub.com.cy
Czech Republic	Jockey Club Ceske Republiky Radotínská 69, 159 00 Praha 5 Czech Republic	President: Mr Vaclav Luka	T: + 420 257 941 171 F: + 42 02 4244 7038 E: dostihy@dostihy.cz W: www.dostihy.cz
Denmark	Danish Jockey Club Hestesportens Hus Traverbanevej 10 2920 Charlottenlund	President: Mr Nick Elsass	T: + 45 39 96 20 48 F: + 45 39 63 55 99 E: pk@danskagalop.dk marianne@danskagalop.dk W: www.danskagalop.dk
France	France Galop 46, Place Abel Gance, 92100 Boulogne	Director General: Mr Thierry Delègue	T: + 33 1 49 10 20 01 F: + 33 1 49 10 23 50 E: directiongenerale@france-galop.com W: www.france-galop.com
Germany	Direktorium für Vollblut zucht und Rennen e.V. Rennbahnstr. 154, 50 737 KÖLN	President: Mr Albrecht Woeste Chief Executive: Mr Andreas Tiedtke	T: + 49 221 74 98 16 F: + 49 221 74 98 68/69 E: info@german-racing.com W: www.galopp-sport.de or www.german-racing.com
Great Britain	British Horseracing Authority (BHA) 75 High Holborn London WC1V 6LS	Chairman: Mr Steve Harman Chief Executive Officer: Mr Paul Bittar	T: + 44 207 152 0000 E: info@britishhorseracing.com W: www.britishhorseracing.com
	The Jockey Club 75 High Holborn London WC1V 6LS	Group Chief Executive: Mr Simon Bazalgette Senior Steward: Mr Nicholas Wrigley	T: + 44 020 7611 1800 F: + 44 020 7611 1899 E: info@thejockeyclub.co.uk W: www.thejockeyclub.co.uk
Greece	Jockey Club De Grèce PO Box 78, Post Code 190 03 Markopoulo Mesogaia Greece	Chairman: Mr George Vardinogiannis	T: + 30 22 990 41 335 F: + 30 22 990 41 334 E: jockey@otenet.gr
Hong Kong	The Hong Kong Jockey Club One Sports Road, Happy Valley Hong Kong	Chairman: Mr T Brian Stevenson Chief Executive Officer: Mr Winfried Engelbrecht-Bresges Racing Secretary: Mr Marco Cheng	T: + 852 2966 8225 F: + 852 2574 7399 E: marco.yk.cheng@hkjc.org.hk W: www.hkjc.com
Hungary	Nemz Eti Loverseny Kft Kinesem Park Albertirsai ut 2-4, H-1101 Budapest	Managing Director: Mr Gabor Haal	T: + 36 1 433 0520 F: + 36 1 433 05 21 E: info@kincsempark.hu W: www.kincsempark.com
India	Hyderabad Race Club Malakpet, Hyderabad 500 036, Andhra Pradesh, India	Chairman: Mr R. Surender Reddy Secretary: Dr B Sridhar	T: + 91 40 2454 9491/2 F: + 91 40 2454 8493 E: hrcrace@sancharnet.in W: www.hydraces.com

	Royal Calcutta Turf Club Calcutta Race Course Hastings Kolkata 700 022	General Manager: Mr Robin Corner	T: +91 33 2231 2030 F: +91 33 2231 6953 E: rctc@rctconline.com W: www.rctconline.com	Malaysia	Unit No. A-5-4, Level 5, Block A Mlnes Waterfront Business Park The Mines Resort City 43300 Keri Kembangan, Selangor D.E	CEO: Mr Yu Pang Fey	T: 60 3-8938 1893 F: 60 3-8941 1776 W: www.malayan-racing.com
	Madras Race Club Post Box 2639 Guindy, Chennai 600 032	Chairman: Dr M.A.M Ramaswamy	T: + 91 44 2235 1171 F: + 91 44 2230 16 60 W: www.madrasraceclub.in		Penang Turf Club Racecourse Batu Gantong Road 10450 Penang, Malaysia	General Manager: Mr Leow Khin Ming	T: + 60 4 229 3233 F: + 60 4 228 8478 E: pntc@tm.net.my W: www.penangturfclub.com
	Bangalore Turf Club Limited Post Box 5038, Racecourse Road, Bangalore 560 001	Secretary: Mr S. Nirmal Prasad	T: + 91 80 2226 2391 F: + 91 80 2225 6995 E: secbtc@yahoo.com W: www.bangaloreraces.com		Perak Turf Club Racecourse Jalan Raja Di Hilir 30350 Ipoh, Malaysia	Chairman: Mr Tan Sri Dato Seri V Jeyaratnam General Manager: Mr Lim Yew Leong	T: + 60 5 254 0505 F: + 60 5 253 6877 W: www.pmp.com.my W: www.perakturfclub.my
	M/S Royal Western India Turf Club Ltd Race Course, Mahalakshmi, Mumbai 400 034, Maharashtra	Chairman: Mr Khushroo N Dhunjibhoy Chief Executive: Mr Behram Engineer	T: + 91 22 2307 1403 F: + 91 22 2309 0351 E: secretary@rwitc.com W: www.rwitc.com		Selangor Turf Club Racecourse Sungei Besi 57100 Kuala Lumpur, Malaysia	Chairman: Mr Tan Sri Datuk Richard Cham Hak Lim General Manager & Secretary: Mr Term Boon Keng	T: + 603 9058 3888 F: + 603 9058 5755 E: info@selangoturfclub.com W: www.selangoturfclub.com
Iraq	Baghdad Jockey Club, Al Amiriya P.O. Box 28336, Al Dawodi Baghdad, Iraq	Vice-President, Chairman of Registration: Mr. Mohammad Al-Nujaifi	T + 96 650 566 4416 W: www.alnujaifi.com				
Iran	Equestrian Federation of I.R. North Vafaazar Street, Paniz Alley, East Ferdous Blvd, 2-Apt 24-25	President: Mr Mohamad Reza Davarzan	T: + 98 21 44 01 57 36 F: + 98 21 44 01 57 33 E: info@feiri.ir W: www.feiri.ir	Morocco	Société Royale D'Encouragementdu Cheval (SOREC) Anglerue Badret Rue Haroun Arrachid 10 080 Rabat - Morocco	Director General: Mr Omar Skalli	T: + 212 5 37 67 78 40 F: + 212 5 37 67 17 44 E: contact@sorec.ma
Ireland	Horse Racing Ireland Ballymany, The Curragh, Co. Kildare Ireland	Chariman: Mr Joseph Keeling Chief Executive: Mr Brian Kavanagh	T: + 353 45 455 455 F: + 353 45 455 456 E: info@hri.ie W: www.goracing.ie	Mauritius	The Mauritius Turf Club Eugene Laurent Street, Champ de Mars, Port Louis	President: Mr William Chung General Manager: Mr Benoit Halbwachs	T: + 230 212 22 12 F: + 230 211 40 50 E: mtc@intnet.mu W: www.mauritiusturfclub.com
	Irish Turf Club The Curragh, Co. Kildare	Chief Executive: Mr Denis Egan Chairman: Mr Roddy Ryan (Senior Steward)	T: + 353 45 445 600 F: + 353 45 445 601 E: info@turfclub.ie W: www.turfclub.ie	Mexico	Jockey Club Mexicano Universidad No. 526, Col. Vertiz Navvate Delegacion Benito Juarez, Mexico, D.F. C.P. 03600	President: Mr Cesar Garcia Lara Secretary: Mr Jorge Garcia de presno Arizpe	T: + 52 5387 6471 F: + 52 5387 0603 E: jockeyclubmex@aol.com W: www.hipodromo.com.mx
Israel	Israel National Association of Horse Racing Kfar Hamaccabiah PO Box 919 52105 Ramat Gan	General Manager: Mr Nico Gabai	T: + 972 3 574 69 99 F: + 972 3 574 69 92 E: info@inah.org W: www.inahr.org	National Arabian Horse Society of Russia (NOAL)	11 Poperechny prosek 107014 Moscow, Russia	Director: Mr Igor Bochkarev	T: +7 916 061 10 18 F: +7 499 268 59 22
Italy	Unire Area Galoppo Via Cristoforo Colombo 283/A 00147 Rome	President: Mr Goffredo Sottile Secretary General: Mr Francesco Ruffo	T: + 39 06 5189 71 F: + 39 06 5189 72 E: unire@unire.it W: www.unire.it	Netherlands	N.D.R. (Vereniging Nederlandse Draf En Rensport) Waalsdorperlaan 29, 2244 BN Wassenaar Postbus 60, 2240 AB, Wassenaar	Board Member: Mr Paul Nulder	T: + 31 70 304 71 20 F: + 31 70 304 71 25 W: www.ndr.nl
Japan	Japan Racing Association Roppongi Hills Gate Tower 11-1 Roppongi 6-chome, Minato-ku Tokyo 106-8401	President: Dr Kenji Tsuchikawa	T:+81-3-5785-7373 F:+81-3-5785-7376 E: inter@jra.go.jp W: www.jra.go.jp	New Zealand	New Zealand Thoroughbred Racing Inc. 106-110 Jackson Street, Petone, Lower Hutt, Wellington 5012 PO Box 38386, Wellington Mail Centre, Wellington 5045	Chairman: Mr Matthew Goodson Chief Executive: Mr Greg Purcell	T: + 64 4 576 6240 F: + 64 4 568 8866 E: office@nzzracing.co.nz W: www.nzzracing.co.nz
Kenya	The Jockey Club of Kenya Ngong Racecourse, Nairobi PO Box 40373-00100, Nairobi GPO	Chairman: Dr Joe Wanjui, CBS	T: + 254 733 777 417 E: info@jockeyclub.co.ke W: www.jockeyclubofkenya.com	Norway	Norsk Jockeyklub Vollsveien 132, N-1358 Jar PO Box 134, N-1332 Oesteraas	Chairman: Mr Sigurd-Armand Hauge CEO: Mr Hans Petter Eriksen	T: + 47 22 95 62 00 F: + 47 22 95 62 62 E: hans.eriksen@rikstoto.no W: www.ovrevoll.no
Korea	Korea Racing Authority Gyeongmagongwon-daero 107, Gwacheon-si, Gyeonggi-do 427-711	Chairman: Mr Chang Tae Pyong Vice Chairman: Mr Gunsuk Bae	T: + 82 2 509 1221 F: + 82 2 509 1219 E: inter@kra.co.kr W: www.company.kra.co.kr	Oman	Royal Court Affairs The Palace - Muscat / Royal Cavalry P.O.Box 70 Postal Code 111 / Seeb Airport / Sultanate of Oman Sultanate Of Oman	Chairman: Brigadier Abdulrazak Al Shahwarz	T: +968 24423634 F: +968 24421882 E: drcrylst@omantel.net.om
Kuwait	Hunting & Equestrian Club P.O. Box 22436, Safet 13085 Kuwait	Chairman: Sheikh Dari Fahad Al Sabah General Secretary: Mr Talal Kamal Mahdy	T: + 965 2476 7697 F: + 965 2476 7696 E: hec.racinghorse@yahoo.com hec.kw@hotmail.com	Pakistan	Jockey Club Of Pakistan Rakh Chandra, Kot Lakhpat, Lahore, Pakistan	Chairman: Mr Hafeez Akhtar Randhawa	T: + 92 42 351 21448 F: + 92 42 351 21801 E: jcpakistan@gmail.com
Lebanon	Sparca (Société pour la protection et l'amélioration de la race chevaline arabe au Liban) PO Box 116/1158 Avenue Oman Beyhum, Beirut Lebanon	General Manager: Mr Nabil Nasrallah	T: +961 1 632 515 or +961 1 632 531 F: +961 1 632 535 E: sparca@cyberia.net.lb W: www.beiruthorseracing.com	Peru	Peruvian Jockey Club Hipodromo de Monterrico, Puerta No 3, Santiago de Surco, 00644, Lima 33	President: Mr Luis Razetto Rios	T: + 51 1 610 3004 F: + 51 1 610 3004 / 1 /2 E: presidencia@jcp.org.pe W: www.jcp.org.pe
Macau	Macau Jockey Club Macau Jockey Club Est.Gov.Albano da Oliveira Taipa, Macau	Chief Executive & Executive Director: Mr Thomas Li Director of Racing: Mr Michael Beattie	T: + (853) 2882 0868 F: +853 2882 0056 E: hotline@mjc.mo W:www.mjc.mo/race_en/info/index.php	Philippines	Manila Jockey Club 14th Floor, Strata 100 Bldg, Emerald Ave, Pasig City 1605	President: Atty. Alfonso R. Reyno Jr.	T: + 632 687 9889 F: + 632 914 4855 E: executive@manilajockey.com W: www.manilajockey.com
Madagascar	Autorité Hippiquepour les Courses et l'Elevage de Madagascar Lot IB 238 bis Andoharanofotsy, Antananarivo 102	President: Mr Michelson Rakotoarisoa	T: + 261 20 22 46565 F: + 261 20 22 57387 E: ahcel@wanadoo.mg		Philippine Racing Club AP Reyes Avenue, 1207 Makaticity, Metro Manila	President & CEO: Mr Solomon Cua	T: + 632 890 40 15 F: + 632 899 52 84 E: info@santa-ana-park.com W: www.santa-ana-park.com

Poland	Polish Jockey Club ul. Pulawska 266 02-684 Warszawa Poland	President: Mr Feliks Klimczak	T: + 48 22 853 17 15 F: + 48 22 852 31 29 E: pkwk@pkwk.org W: www.pkwk.pl
Qatar	Racing And Equestrian Club PO Box 7559 Doha, Qatar	General Manager: Mr Sami Jassim Al Boenain CEO: Mr Ian Paterson	T: +974 4 80 60 11 F: +974 4 80 99 29 E: qatarracing@qrec.gov.qa W: www.qrec.gov.qa
Romania	Jockey Club De Roumanie 9 rue Episcopiei, 70144 Bucuresti 1	Vice-President: Mr Constantin Avranescu	T: + 40 21 310 03 08 F: + 40 21 310 03 08 E: office@jockeyclub.ro
Saudi Arabia	The Equestrian Club P.O. Box 26323 Riyadh 11486	President: King Abdullah bin Abdulaziz Al-Saud General Director: Mr Adel Almazroa	T: + 966 1 2540 500 F: + 966 1 2540 501 E: frusiy@frusiy.com W: www.frusiya.com
Serbia	Horsemanship Federation of Serbia - Gallop Association of Serbia Pastroviceva 2, Belgrade Postal: 11030 Belgrade	Chairman: Mr Zarko Dragicevic Chief Executive: Mr Andrija Jovicevic	T: + 381 11 3543 839 F: + 381 11 3543 839 E: trkaliste@gmail.com W: www.hipodrombeograd.rs
Senegal	Comite National de Gestion des Courses Hippiques du Senegal Stade Leopold Sedar Senghor, BP 10264, Dakar	President: Mr Papa Alassane Diop Secretary: Mr Iba Diouf	T: + 33 827 43 90 E: cng@courseshippiques@gmail.com W: www.courseshippiques-senegal.org
Singapore	Singapore Turf Club 1 Turf Club Avenue, Singapore Racecourse, Singapore 738078	Chairman: Mr Tan Guong Ching President & CEO: Mr Yu Pang Fey	T: + 65 6879 1000 F: + 65 6879 1010 E: Soong_Tze_Ming@turfclub.com.sg W: www.turfclub.com.sg
Slovakia	Turf Direktorium Fù R Die Slowake Starohajska Ui. 29, 852 69 Bratislava	Director: Ms Marian Surda	T: + 42 12 62 41 15 04 F: + 42 12 62 31 08 64 E: turf@zavodisko.sk W: www.zavodisko.sk
Slovenia	Slovenian Turf Club p.p. 1302, 2000 Maribor	Vice President: Mr Toni Sturm	T:+ 386 31 70 77 74 E: info@sloturf.com W: www.sloturf.com
South Africa	The National Horseracing Authority Of Southern Africa 14 Turf Club Street, Turffontein Racecourse, Turff Ontein 2190	Chairman: Mr Jonathan Witts-Hewinson Chief Executive: Mr Denzil Pillay	T: + 27 11 683 92 83 F: + 27 11 683 55 48 E: info@nhra.co.za W: www.nhra.co.za
Spain	Sociedad De Fomento De La Cria Caballar De Espana C/ Domenico Scarlatti, 1-Entpta, 28003, Madrid	President: Mr Manuel Garcia Orozco Secretary: Mr Manuel Piñar Parias	T: + 34 91 429 70 68 F: + 34 91 429 14 21 E: sfcce@turf-spain.com W: www.turf-spain.com
Sweden	Svensk Galopp AB Hästportens Hus, Stockholm Postal: 161 187, Stockholm	Chairman: Mr Gunnar Werner	T: + 46 8 627 20 00 F: + 46 8 764 50 28 E: info@svenskgalopp.se W: www.svenskgalopp.se
Switzerland	Galop Schweiz Vorstand/Geschäftsstelle, Les Longs Pres, Avenches Case Postale 175, CH-1580, Avenches	President: Mr Jakob Broger	T: + 41 26 676 76 40 F: + 41 26 676 76 49 E: galopp@iena.ch W: www.galopp.ch
Syrian Arab Horse Association (SAHA), Syrian Republic	P.O. Box 31815 Damascus Syria, Syrian Republic	Mr. Hilal AL Assad President	T: +963 11 324 53 85 / 86 F: +963 11 324 53 87 W: www.saha-sy.org
Thailand	The Royal Bangkok Sports Club 1 Henri Durant Street, Bangkok 10330	General Manager: Mr Robert Blythe	T: + 662 652 5000 F: + 662 555 4158 E: sportsclub@rbsc.org W: www.rbsc.org
Trinidad and Tobago	Trinidad & Tobago Racing Authority Santa Rosa Park, Churchill Roosevelt Highway, Arima, Trinidad PO Box 79, Port of Spain, Trinidad	Secretary: Mr David Loregnard	T: + 1 868 646 2004/1986 F: + 1 868 646 01 03 E: dloregnard@ttra.net W: www.ttra.net
Tunisia	Hippodrome de Kassar Said 2086 Douar Hicher Tunis Tunisia	President Director General: Mr Faouzi Ben Jedira	T: + 216 71 653 297 F: + 216 71 654 281 E: utap.tunis@email.ati.tn W: www.tunisianhorses.com
Turkey	Jockey Club of Turkey Veliefendi Hipodromu, 34144 Bakirkoy, Istanbul	President: Mr. Serdal Adali General Secretary: Mr. Osman Hattat	T: + 90 212 444 0855 F: + 90 212 414 6933 E: iad@tjk.org W: www.tjk.org

Ukraine	Ukrainian Cossack's Centre Kiev Horse Race Track, 10 Akademika Glushkova Ave		T: + 380 44 266 2223 E: info@kiev.info
United Arab Emirates	Emirates Racing Authority Meydan Racecourse, Al Meydan Road, Nad Al Sheba, Po Box 9452	Chairman: H H Sheikh Mansoor bin Zayad Al Nahyan Chief Executive: Mr Frank Gabriel Jnr	T: + 9714 327 0077 F: + + 9714 327 0010 E: era@emiratesracing.com W: www.emiratesracing.com
United States of America	The Jockey Club 40 East 52nd Street New York, NY 10022	President & CEO: Mr James Gagliano	T: +212-371-5970 F: +212-371-6123 E: jgagliano@jockeyclub.com W: www.jockeyclub.com
	The Jockey Club 821 Corporate Drive Lexington, KY 40503	Executive Director & Executive Vice President: Mr Matt Iuliano	T: + 859 224 2700 F: + 859 224 2710 E: miuliano@jockeyclub.com W: www.jockeyclub.com
	National Thoroughbred Racing Association 2525 Harrodsburg Road Lexington, KY 40504	President/CEO: Mr Alexander M Waldrop	T: + 1 800 792 6872 F: + 1 859 422 1230 E: ntra@ntra.com W: www.ntra.com
Venezuela	Superintendencia Nacional de Actividades Hípicas Ave. Urdaneta, Piso 3 Ala Oeste Caracas 1010	Superintendent: Mr Roberto Idrobo Araujo	T: + 58 212 802 4038 F: + 58 212 802 4039 E: juliocesarfuentesveliz@gmail.com W: www.sunahip.gob.ve



The Australian Racing Fact Book is compiled and edited by Racing Information Services Australia (RISA) on behalf of the Australian Racing Board. If you have any comments or suggestions on this publication please email them to Brent Leisemann - bleisemann@australianracingboard.com.au Although every effort has been made to ensure the information provided in the Australian Racing Fact Book is correct, this publication may contain inaccuracies or typographical errors.

No part of this publication can be reproduced without prior written consent from the Australian Racing Board.

CONTRIBUTORS: The Australian Racing Board would like to thank the following people and organisations for their help in compiling this publication: ACT Gambling & Racing Commission, ACT TAB, Australian Stud Book – Bloodhound – Canberra Racing Club Inc., Darwin Turf Club, International Federation of Horseracing Authorities, NSW Office of Liquor, Gaming and Racing, NT Licensing, Regulation and Strategy Department, Racing Queensland, Racing Information Services Australia, Racing NSW, Racing Victoria Limited, Racing & Wagering Western Australia, Ms Sally Richardson, SA Office of the Liquor and Gambling Commissioner, TABCORP, Tasmanian Gaming Commission, TASRacing, Thoroughbred Racing, Thoroughbred Racing NT, TattsBet, Victorian Office of Racing, Western Australia Office of Racing, Gaming and Liquor.

PHOTOS COURTESY OF: Racing New South Wales, Racing Queensland, Thoroughbred Racing SA, Darley Australia, William Inglis & Son Bloodstock Auctioneers, Eliza Park, Magic Millions Sales Pty Limited, Vinery Stud, Swettenham Stud, Slickpix, Getty Images, Australian Turf Club, Moonee Valley Racing Club, Trackside Photography, Victoria Racing Club, Perth Racing, Peter Fuller, Scott Hollands, Greg Irvine, Janian McMillan and Sharon Chapman

IMPORTANT NOTICE & COPYRIGHT LICENCE

The racing materials including fields, form and results included in the 2013 Australian Racing Fact Book are published under licence from Racing Information Services Australia Pty Ltd (RISA). © 2013 RISA (and other parties working with it). Racing materials, including fields, form and results, is subject to copyright which is owned by RISA and other parties working with it. © 2013 Racing NSW (and other parties working with it). NSW racing information, including fields, form and results, is subject to copyright which is owned by Racing NSW and other parties working with it. © 2013 Racing Victoria Limited (RVL) (and other parties working with it). VIC racing materials, including fields, form and results, is subject to copyright which is owned by RVL and other parties working with it. © 2013 Racing Queensland (RQ) (and other parties working with it). QLD racing materials, including fields, form and results, is subject to copyright which is owned by RQ and other parties working with it. © 2013 Racing and Wagering Western Australia (RWWA) (and other parties working with it). WA racing materials, including fields, form and results, is subject to copyright which is owned by RWWA and other parties working with it. © 2013 Thoroughbred Racing SA (TRSA) (and other parties working with it). SA racing materials, including fields, form and results, is subject to copyright which is owned by TRSA and other parties working with it. © 2013 Tasracing Pty Ltd (TR) (and other parties working with it). TAS racing materials, including fields, form and results, is subject to copyright which is owned by TR and other parties working with it. © 2013 Thoroughbred Racing NT (TRNT) (and other parties working with it). NT racing materials, including fields, form and results, is subject to copyright which is owned by TRNT and other parties working with it. © 2013 Canberra Racing Club Inc (and other parties working with it). ACT racing materials, including fields, form and results, is subject to copyright which is owned by Canberra Racing Club Inc and other parties working with it.

DISCLAIMER

The publisher accepts no responsibility for any errors or omissions in the information provided herein.



AUSTRALIAN RACING BOARD

LEVEL 7, 51 DRUITT STREET, SYDNEY NSW 2000 AUSTRALIA

P : (02) 9551 7700

F : (02) 9551 7708

E : ARB@AUSTRALIANRACINGBOARD.COM.AU

W : WWW.AUSTRALIANRACINGBOARD.COM.AU



**DESIGNED & CREATED BY
RACING INFORMATION SERVICES AUSTRALIA**

FOR THE AUSTRALIAN RACING BOARD

LEVEL 1 RACING CENTRE, 400 EPSOM ROAD, FLEMINGTON VIC 3031

T : (03) 8354 2500

W : WWW.RISA.COM.AU

